

# Proposed FY 2026-27 CIP



**June 9, 2026**

# Overview

- Why is the CIP Important?
- Evaluation Criteria
- Background/History
- CIP Accomplishments
- Funding Recommendations
- CIP Project Status/Schedules
- Council Priority Projects



# Why is the CIP Important?

## City Infrastructure Impacts:

- Quality of Life
- Health & Safety
- Property Values
- Economic Development
- City Liability



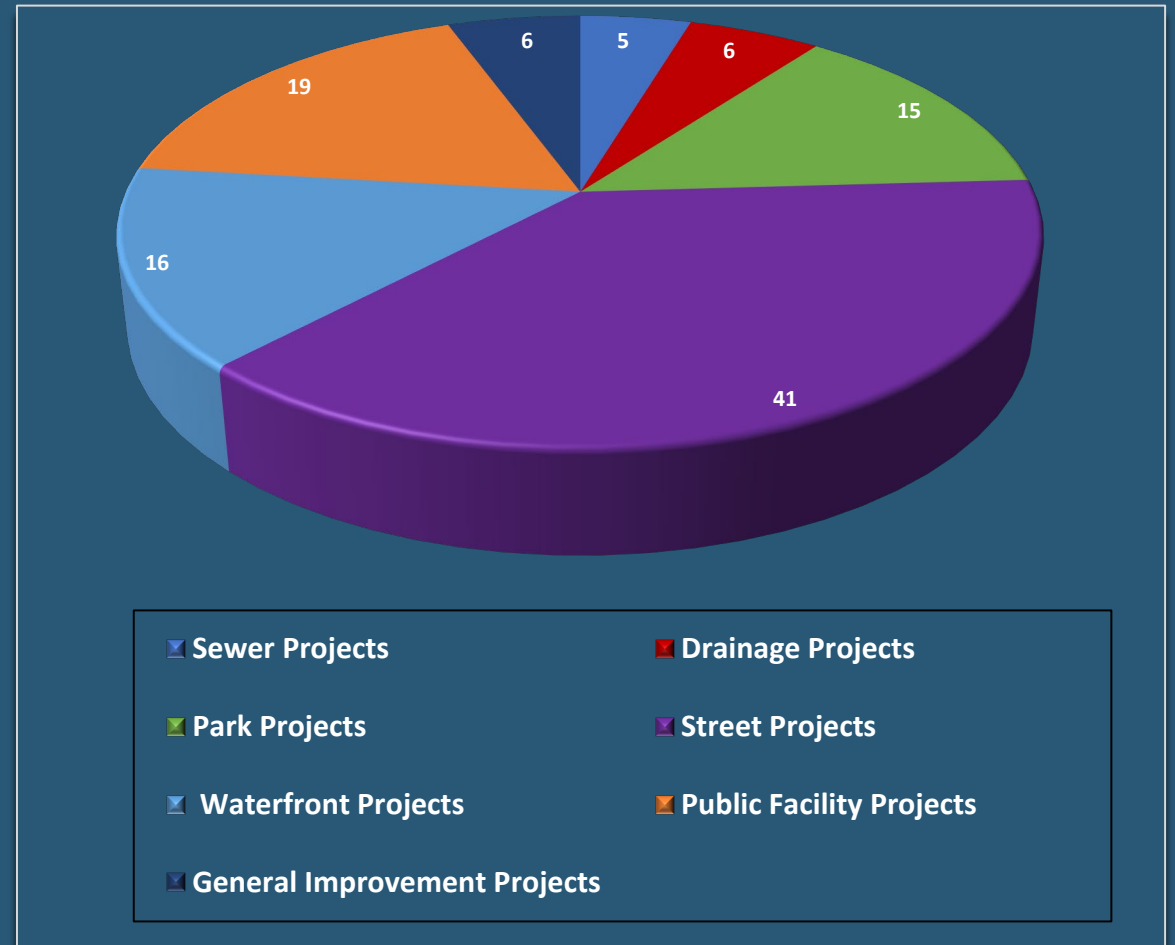
# Evaluation Criteria

- Health and safety concern
- Mandated by State/Other Regulations
- Implements a Strategic Plan goal
- Completes an existing project
- Supports economic development
- Results in future operating savings
- Takes advantage of significant outside funding



# Background – FY 2025–26

- ▶ Total number of capital projects: 108
  - ▶ Street improvements- 41
  - ▶ Public facility improvements- 19
  - ▶ Park improvements- 15
  - ▶ Waterfront improvements- 16
  - ▶ Drainage improvements- 6
  - ▶ Sewer improvements- 5
  - ▶ General improvements- 6
  
- ▶ 25 CIPs completed in FY 2025-26



# Completed FY 2025–26 Projects

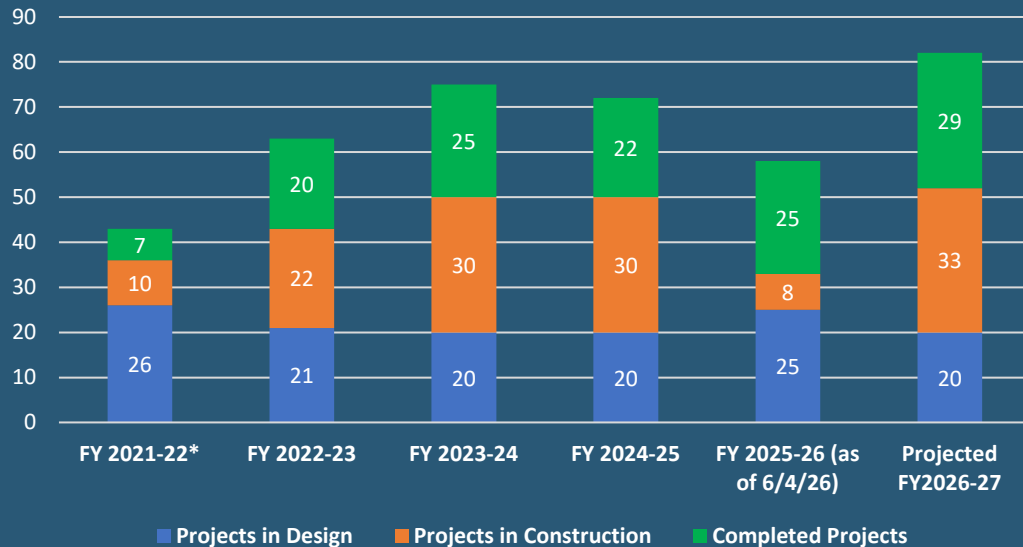
1. Alley Rehab with PCI<25- Current Phase
2. Ala Vista Tennis Court Resurfacing/Pickleball
- 3. Artesia Signal Improvements**
4. Artesia Blvd Streetlight Banner Hardware
5. Aviation/Artesia NB Right Turn Lane
6. Bicycle Implementation Project
7. Box Street Sign Replacement (6 Intersections)
8. Business Directory Sign- Pier
9. Grant Avenue Resurfacing-Phase 1
10. Grant Avenue Fencing
11. Kingsdale Ave Resurfacing- 182nd to Grant
- 12. NRB Bikeway Extension- Felton to Inglewood**
13. Redondo Beach Performing Arts Center Modernization (AC Chiller & Back-Up Battery)
14. Pier Parking Structure Critical Repairs
15. Pier Solid Waste/Organic Recycling Infrastructure
16. Portofino Pump Station
17. Public Works Building Mural
18. Redondo Beach Marina Parking Lot Pay Stations
19. Residential Street Rehabilitation- 2020 Year 2
20. Residential Street Rehabilitation - Deferred Maintenance- Phase 2
- 21. Herondo/PCH Open Space Improvements**
22. Traffic Calming elements
23. Traffic Signal Upgrades- Current Phase
24. Veterans Park Senior Center Restroom Roof Replacement
- 25. Wilderness Park Lower Pond**

# Five-Year History

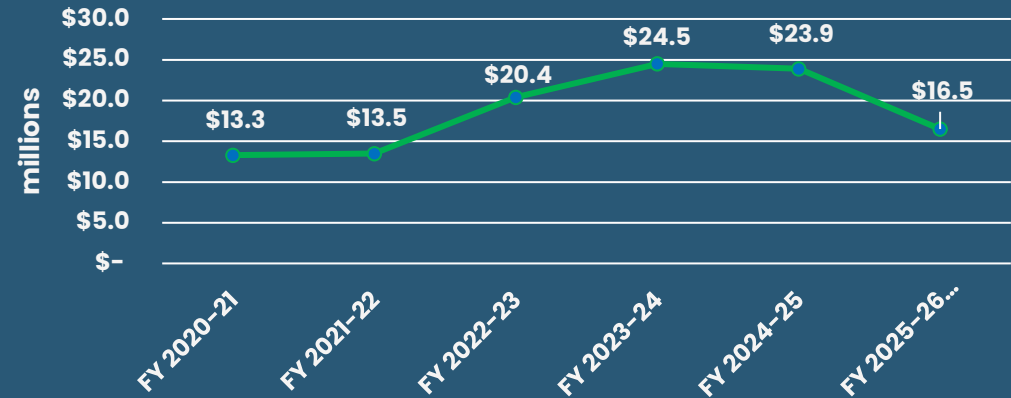
CIP Projects per Fiscal Year

	FY 2021-22*	FY 2022-23	FY 2023-24	FY 2024-25	FY 2025-26 (as of 6/4/26)	Projected FY2026-27
<b>Total Projects</b>	112	122	130	120	108	89
<b>Projects in Design</b>	26	21	20	20	25	20
<b>Projects in Procurement</b>	NA	NA	11	12	11	22
<b>Projects in Construction</b>	10	22	30	30	8	33
<b>Completed Projects</b>	7	20	25	22	25	29
<b>Expenditures (millions)</b>	13.5	20.4	24.5	23.9	~16.5	NA
*Staffing down 20%						
Note: Staffing Levels for CIP is approximately 7 FTE						

Projects by Fiscal Year



Expenditures by Fiscal Year



# FY 2025-26 CIP Fund Type and Totals

Fund Type	Total Budgeted FY 2026	Total Expenditures as of 6/4/26
General Fund	\$ 126,910	\$ -
Gas Tax	\$ 1,890,660	\$ 1,978,061
Storm Drain Improvement	\$ 28,425	\$ -
Local Transportation Article III	\$ 127,627	\$ -
Measure M	\$ 3,732,207	\$ 986,171
Prop A	\$ 75,000	\$ -
Prop C	\$ 4,914,634	\$ 1,862,059
Measure R	\$ 3,102,949	\$ 1,400,271
Measure W	\$ 810,540	\$ 561,307
Air Quality Improvement	\$ 269,570	\$ 7,850
Grants	\$ 36,986,123	\$ 3,425,437
CDBG	\$ 83,195	\$ 43,605
Parks and Rec Fees	\$ 26,835	\$ 20,045
Subdivision Park Trust	\$ 2,678,697	\$ 1,268,892
Capital Funds	\$ 10,732,483	\$ 2,244,747
Major Facilities Reconstruction	\$ 623,598	\$ 337,447
Open Space	\$ 97,938	\$ 292,762
Tidelands	\$ 2,681,699	\$ 79,210
Uplands	\$ 576,667	\$ 87,516
Solid Waste	\$ 218,498	\$ 109,670
Wastewater	\$ 4,896,751	\$ 904,760
Vehicle Replacement	\$ 325,104	\$ 80,000
Major Facilities Repair	\$ 582,668	\$ 68,646
<b>Total</b>	<b>\$ 75,588,778</b>	<b>\$ 15,758,457</b>

# Recommended FY 2026-27 CIP

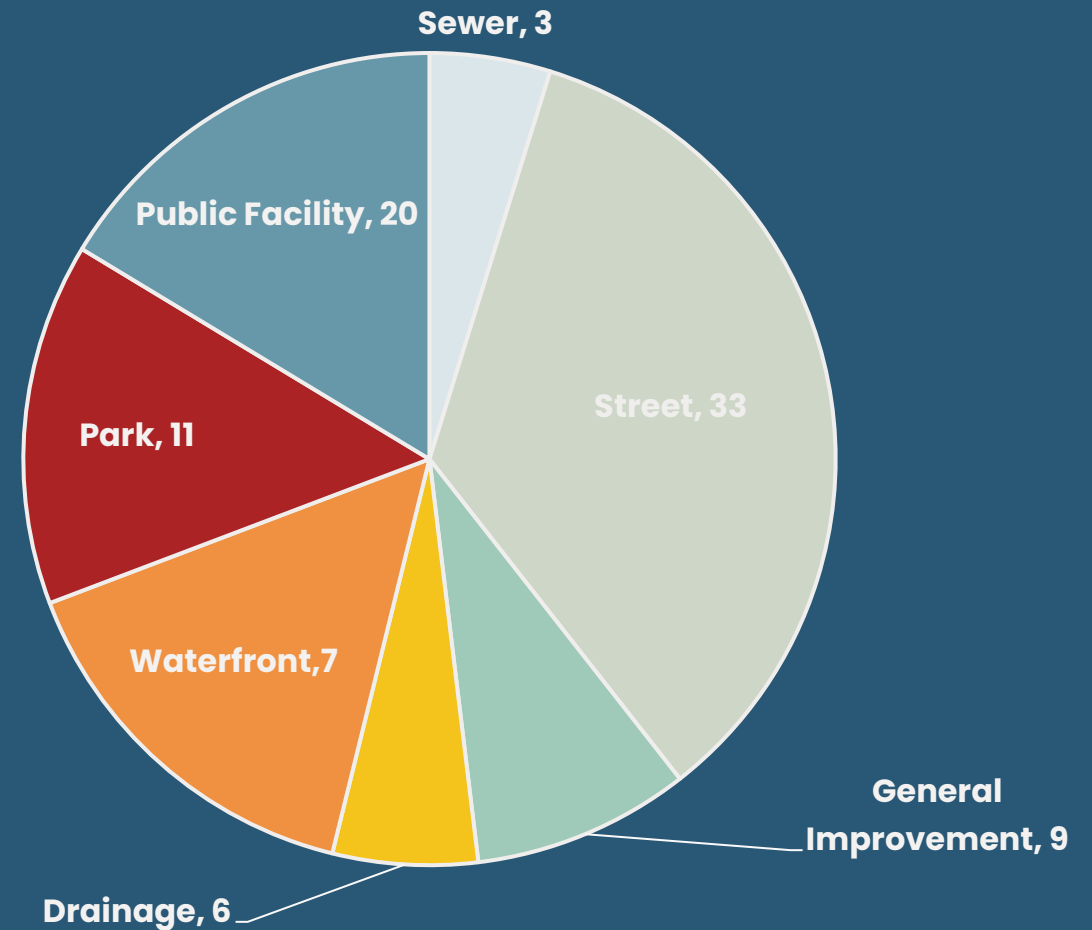
- New Format- ClearGov
- Project Reduction
  - 108 to 89
  - Consolidation of projects
  - Deauthorization of projects
- No new GF funding transfer to Capital
- Focus
  - Large Facility Projects
  - Ongoing Projects



# FY 2026-27 CIP Summary

- **\$69.1M** Carryover Total for 79 Projects
- **\$130.3M** Recommended Net Appropriation Total
  - \$92.9M for Measure FP
  - \$20.3M Grant Funded
- **\$199.4M** Total CIP Budget
- **89 Total Projects**
  - 79 existing projects
  - 10 new recommended projects

Capital Projects by Category



# FY 2026–27 Funding

Type	Carryover Funding	New Appropriations FY 2027	Total
<b>Drainage Improvements</b>	\$ 5,366,632	\$ 3,285,500	\$ 8,652,132
<b>General Improvements</b>	\$ 1,081,947	\$ 270,000	\$ 1,351,947
<b>Park Improvements</b>	\$ 2,597,586	\$ 1,155,000	\$ 3,752,586
<b>Public Facility Improvements</b>	\$ 11,945,438	\$ 102,297,934	\$ 114,243,372
<b>Sewer Improvements</b>	\$ 3,831,050	\$ 3,585,000	\$ 7,416,050
<b>Street Improvements</b>	\$ 32,283,638	\$ 16,510,029	\$ 48,793,667
<b>Waterfront Improvements</b>	\$ 12,043,247	\$ 3,200,000	\$ 15,243,247
<b>Total</b>	<b>\$ 69,149,538</b>	<b>\$ 130,303,463</b>	<b>\$ 199,453,001</b>

# Highlights of Proposed FY 2026-27

- Park Improvements
  - Seaside Lagoon- design/initiate construction
  - Franklin Park All Abilities Playground- complete construction
  - Pickleball at Aviation Park- initiate design/build
- Residential Street Rehabilitation
  - Complete Construction PMS 2020 Year 3
  - Initiate Construction PMS 2023 Year 1
- City Facility Infrastructure
  - Veteran's Park Historic Library Improvements- ADA Enhancements
  - Measure FP- Initiate design for FS 1, FS 2, and Police Facilities
  - City Fueling Station
  - Electric Vehicle Fleet Charging- Public Works Yard
- Transportation Improvements- Design and Construction
  - South Bay Travel Network- construction
  - Redondo Beach Blvd Corridor Project (MAT) - design
  - NRB Bike path Extension Project- Inglewood to Grant Ave
  - Riviera Village Multi-Modal Improvements (S. Catalina Ave.)- design
  - Traffic Signal Communication Upgrades- design
  - Redondo Beach & Vail Avenues Bike Improvements and Pedestrian Safety- design



# FY 2026–27 CIP Projects–Design

1. Aviation Blvd Resurfacing– Grant Ave. to Artesia Blvd
2. Boat Launch Design & Reconstruction (Relocation of Boat Launch)
3. Catalina Ave Resurfacing– North of Ruby St
4. Dominguez Park Landfill Post Closure Land Use Program
5. Esplanade Art Project
6. Glen Anderson Park Regional Stormwater
7. Measure FP Project: Rebuild PD Headquarters and Renovate Annex
8. Measure FP Project: Reconstruct Fire Stations 1 & 2
9. NRB Bikeway Extension– Inglewood Design/Corner Parcel Landscaping
10. Pickleball at Aviation Park
11. Police Department Shooting Range
12. Redondo Beach Blvd Corridor Active Transportation (MAT)
13. Redondo Beach & Vail Avenues Bike Improvements and Pedestrian Safety
14. Residential Street Rehabilitation– 2023 Year 1
15. Sanitary Sewer Management Plan
16. Seaside Lagoon
17. Riviera Village Pedestrian and Multi-Modal Enhancements
18. Temporary Housing Expansion (Pallet Shelter)
19. Traffic Signal Communication Upgrades (Prospect and Catalina)
20. Yacht Club Way Sewer Pump Station

# FY 2026-27 CIP Projects- Anticipated Construction Stage

1. Alley Rehab with PCI<25- Maria Ave & 190<sup>th</sup> St.
2. Andrews Park Exercise course
3. Aviation Blvd Resurfacing- Grant Ave. to Artesia Blvd
4. ARTesia
5. Banner Sign Project- Harbor
6. City Fuel Station Repair Project
7. Citywide Slurry Seal Program- Next Phase
8. Citywide Trash Can Replacement
9. Curb Ramp Improvements
10. Dominguez Park Landfill Post Closure Land Use Program
11. Emerald and N Juanita Resurfacing
12. Franklin Park All-Inclusive Playground
13. Fulton Playfield Infiltration Project
14. Gate wave Art Project
15. Grant Ave Resurfacing- Phase 2
16. Median Renovation- Catalina Ave
17. PCH Corridor Improvements- Bus Pad Relocation  
Rail Crossing Bridge Painting - Grant Ave
18. Play Surface Replacement- Massena Parkette
19. Perry Park Fencing
20. Pickleball at Aviation Park
21. Redondo Beach Performing Arts Center Modernization
22. Repainting King Harbor Gateway Sign
23. Residential Street Rehabilitation- 2020 Year 3
24. Residential Street Rehabilitation - Deferred  
Maintenance- Phase 2
25. Seaside Lagoon
26. Sidewalk Improvements & Repairs- Next Phase
27. South Bay Local Travel Network
28. Temporary Housing Expansion (Pallet Shelter)
29. Traffic Calming and Safety Improvements
30. Traffic Signal Upgrades- Maria/Beryl, Inglewood  
Corridor
31. Veterans Park Historic Library Upgrades- ADA
32. Wilderness Park Improvements- Shade Structure
33. Yacht Club Way Sewer Pump Station

# FY 2026–27 CIP Projects– Anticipated Completed

1. Alley Rehab with PCI<25– Maria Ave & 190<sup>th</sup> St.
2. Andrews Park Exercise course
3. ARTesia
4. Banner Sign Project– Harbor
5. City Fuel Station Repair Project
6. Citywide Slurry Seal Program– Next Phase
7. Citywide Trash Can Replacement
8. Curb Ramp Improvements
9. Emerald and N Juanita Resurfacing
10. Franklin Park All-Inclusive Playground
11. Fulton Playfield Infiltration Project
12. Gate wave Art Project
13. Median Renovation– Catalina Ave
14. PCH Corridor Improvements– Bus Pad Relocation
15. Perry Park Fencing
16. Play Surface Replacement– Massena Parkette
17. Rail Crossing Bridge Painting – Grant Ave
18. Play Surface Replacement– Massena Parkette
19. Perry Park Fencing
20. Redondo Beach Performing Arts Center Modernization
21. Repainting King Harbor Gateway Sign
22. Residential Street Rehabilitation– 2020 Year 3
23. Residential Street Rehabilitation – Deferred Maintenance– Phase 2
24. Sidewalk Improvements & Repairs– Next Phase
25. South Bay Local Travel Network
26. Temporary Housing Expansion (Pallet Shelter)
27. Traffic Calming and Safety Improvements
28. Veterans Park Historic Library Upgrades– ADA
29. Wilderness Park Improvements– Shade Structure

# CIP Project Transparency

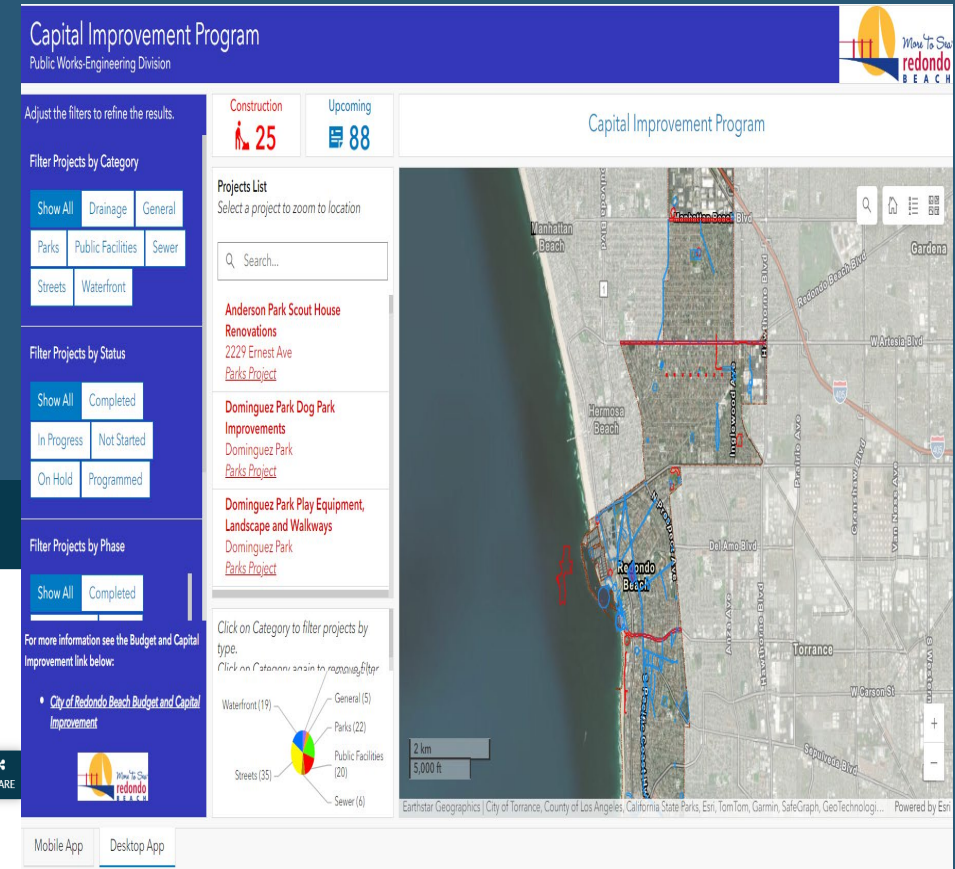
- [Dashboard-Capital Improvement Projects \(arcgis.com\)](https://arcgis.com)
- Project Tracking Software
- Identify Council Priorities
- High Visibility Projects



The screenshot shows the Redondo Beach website's main navigation bar with links for HOME, GOVERNMENT, DEPARTMENTS, COMMUNITY, and HOW DO I?. Below the navigation is a row of five circular icons representing different services: Capital Improvement Projects Dashboard (highlighted with a red circle and arrow), Trash Pick-Up & Street Sweeping, Storm Preparation, Requests & Questions, and Traffic Engineering Requests. Below this row is a 'RELATED PAGES' section with links for News & Announcements and Block Parties. To the right is a 'Public Works' section with a mission statement.

**Public Works**

Mission Statement:  
The Public Works Department is committed to providing the highest quality services in the most cost effective manner, while ensuring that the maintenance, construction, and operations of the public facilities and programs under its care are adequate, safe and serviceable to the satisfaction of its customers...the community of Redondo Beach.



The screenshot shows the 'Capital Improvement Program' dashboard. It features a map of Redondo Beach with project locations marked. A sidebar on the left contains filters for projects by category (Drainage, General, Parks, Public Facilities, Sewer, Streets, Waterfront) and by status (Completed, In Progress, Not Started, On Hold, Programmed). A 'Projects List' on the right shows details for several projects, including 'Anderson Park Scout House Renovations' and 'Dominguez Park Dog Park Improvements'. A pie chart at the bottom right shows the distribution of projects by category: Waterfront (19), General (5), Parks (22), Public Facilities (20), Streets (33), and Sewer (6).

# Recommendation

- Select Individual Mayor and Council Priority Projects
- Receive and file Budget Response Reports; and
- Continue the Public Hearing to June 16, 2026

