

BLUE FOLDER ITEM


Blue folder items are additional back up material to administrative reports and/or public comments received after the printing and distribution of the agenda packet for receive and file.

PLANNING COMMISSION MEETING May 19, 2022

- F.4.** APPROVE A RESOLUTION OF THE PLANNING COMMISSION OF THE CITY OF REDONDO BEACH, CALIFORNIA, FINDING THAT THE PROPOSED 2022-2027 CAPITAL IMPROVEMENT PROGRAM (CIP) IS CONSISTENT WITH THE ADOPTED GENERAL PLAN OF THE CITY OF REDONDO BEACH, AS REQUIRED BY SECTION 65401 OF THE CALIFORNIA GOVERNMENT CODE

- 2022-2027 5-Year Capital Improvement Program

City of Redondo Beach, California



Proposed Five-Year
Capital Improvement Program
2022-2027



City of Redondo Beach

Proposed Five Year Capital Improvement Program 2022-2027



**CITY OF REDONDO BEACH
2022-2027 CAPITAL IMPROVEMENT PROGRAM**

TABLE OF CONTENTS

	<u>Page</u>
City Manager's Transmittal Letter	i
Summary of 2022-2027 Capital Improvement Program Funding	viii
Recommended FY 22-23 CIP Project Funding by Project	ix
Recommended FY 22-23 CIP Project Funding by Fund	xiv
Proposed Five Year CIP Funding by Fund with Projected FY 21-22 Carryover Funds	xvii
Summary of Unfunded and Underfunded CIP Projects by Fund	xxii
Summary of Estimated Revenues & Appropriations and Estimated Changes in Fund Balances	xxiv

DESCRIPTION OF PROJECTS

Sewer Improvements

Previously Funded Carryover Sewer Improvement Projects	1
Alta Vista Sewer Pump Station Design/Construction	
Basin 2 Sewer Pump Out Station Upgrades	
Morgan Sewer Pump Station Design/Construction	
Sanitary Sewer SCADA Installation	
 Morgan Sewer Pump Station Design/Construction	 2
Portofino Wat Sewer Pump Station Design and Rebuild	3
Sanitary Sewer Facilities Rehabilitation	4
Sanitary Sewer System Camera Inspection	5
Yacht Club Way Sewer Pump Station Construction	6

Drainage Improvements

Santa Monica Bay Near/Offshore Debris TMDL	7
Enhanced Watershed Management Program (EWMP) Implementation	8
Drainage Improvement Project- Construction	9
Green Street Improvements	10
Fulton Playfield Infiltration Project	11

Street Improvements

Previously Funded Carryover Street Improvement Projects	12
Anita/Herondo and PCH WB Right Turn Lane	
Artesia Boulevard Property Acquisition	
Bicycle Plan Grant - Beryl Street Bike Lanes	
Bicycle Plan Grant - N. Catalina Ave. Bike Lanes	
Bicycle Plan Grant - S. Catalina Ave./Ave. I Bike Lanes	
Bicycle Plan Grant - Lilienthal Lane Bike Lanes	
Bicycle Plan Grant - Torrance Boulevard Bike Lanes	
Bicycle Plan Grant - Citywide Bike Facilities	
Bus Bench and Shelter Replacement Program, Phase 2	
Garnet Resurfacing- Broadway to Francisca	
Grant Ave Bulbouts	
Grant Ave Flash Crosswalk- Aviation/McKay/Slauson	
Grant Avenue Signal Improvements	
Inglewood at MBB SB Right Turn Lane - Design/Const.	
Inglewood Resurfacing - Marine to MBB	
Kingsdale Avenue Widening	
Median Renovations	
NRB Bikeway Extension - Felton Ln to Inglewood Ave	
NRB Bikeway Extension - Inglewood Ave/Grant Ave to Kingsdale Design	
PCH Arterial Improvement Study/Design/Construction	
Redondo Beach Boulevard Resurfacing - Artesia to Hawthorne	
Residential Street Reconstruction-Deferred Maintenance	
Riviera Village Sidewalk Pavers	
SCE ROW West of PCH Landscape Improvements	
SCE ROW NRB Bike Path Beautification	

Traffic Signal Communications and Network System (Grant Ave)
Torrance Blvd. & Francisca Ave. Traffic Signal Mods.

Artesia Blvd Improvements- Traffic Signal Head Replacement	13
Artesia Blvd Intersection Safety Improvements	14
Artesia Boulevard Resurfacing – Harper Ave to Hawthorne Boulevard	15
Aviation Boulevard Resurfacing - Artesia to Manhattan Beach Boulevard	16
Aviation/Artesia NB Right Turn Lane	17
Bicycle Transportation Plan Implementation	18
Citywide Striping	19
Citywide Traffic Signal Upgrades- Prospect Ave. Corridor	20
Citywide Curb Ramp Improvements	21
Dow/Vail/Johnston Bicycle Lane	22
Kingsdale Avenue Resurfacing - 182nd to Grant	23
Manhattan Beach Boulevard Resurfacing - Aviation Boulevard to Inglewood Avenue	24
Sidewalk Improvements & Repairs	25
Citywide Slurry Seal Program	26
Residential Street Rehabilitation	27
Rindge Lane Resurfacing - 190th to Artesia Boulevard	28
Torrance Boulevard Resurfacing - Torrance Circle to Prospect Avenue	29
Traffic Calming Improvements - Citywide	30

Waterfront Improvements

Previously Funded Carryover Waterfront Improvement Projects	31
Harbor Patrol Dock Replacement	
Mole D Marquis Sign	
Moonstone Park Master Plan Design & Construction	
Pier Decorative Sculpture Sails - Repainting	
Pier Light Fixture Replacement	
Powerplant Property Matters	
Replacement of Hand Launch Dock and Components	
Basin 3 Marina Boat Slip Improvements - Design	32
Basin 3 Seawall Improvements	33
Boat Launch Design and Reconstruction	34

Harbor Dredging – Construction	35
International Boardwalk Surface Repair	36
Redondo Beach Marina Parking Lot Pay Stations	37
Pier Deck & Piling Structure Repair	38
Pier Parking Structure Critical Repairs	39
Pier Parking Structure Security	40
Pier Restroom Improvements	41
Sea Level Rise Preparation Master Planning	42
Seaside Lagoon	43
Sport Fishing Pier Demolition & Reconstruction	44
Waterfront Education Center Pre-Design	45

Park Improvements

Previously Funded Carryover Park Improvement Projects	46
Regional Restroom Improvements	
Wilderness Park Improvements	
Andrews Park Exercise Course	
Andrews Park Restroom	
Anderson Park Scout House Renovations	
Community Garden Infrastructure Improvements	
Dog Runs- Aviation/Andrews/SCE/Franklin/Lilienthal	
Wilderness Park Pond Refurbishment	
Vincent Park Playground Equipment	
Dominguez Park Dog Park Improvements	
General Eaton B Parkette Improvements	
Pickleball Court Feasibility Study	
Play Surface Replac @ Anderson, Aviation, Perry, Turtle	
Aviation Park Play Equipment	47
Dominguez Park Play Equipment, Landscape, and Walkways	48
Massena Parkette Playground Equipment	49
Parkette Retaining Wall Integrity Assessment	50
Regional Park Walkway Lighting Replacement	51
Skatepark Improvements	52

Regional Park Walkway Lighting Replacement
SCE ROW West of PCH Landscape Improvements
Skatepark Improvements

Public Facility Improvements

Previously Funded Carryover Public Facility Improvement Projects	53
Aviation Gymnasium Improvements	
Beach Bluff Pedestrian Path Lighting Replacement	
City Facility HVAC Equipment Replacement	
City Facility Roof Replacement	
City Fueling Station Replacement - Design Build	
Civic Center Window Storefront Improvement	
Community Services Dept. Relocation Assessment	
Perry Park Senior Center HVAC Improvements	
RBPAC Modernization	
Transit Center	
200 N Pacific Coast Highway Meter Separation	54
City Park and Facility Parking Lot Resurfacing- Dominguez Park Parking Lot	55
City Hall & Police Department Window & Storefront Improvements	56
Civic Center Safety & Workplace Health Improvements	57
Electric Vehicle Charging Infrastructure	58
Fire Department Stations and City Hall Parking Lot Security Design	59
Fire Department Station 1 Window Replacement	60
Police Department Pier Sub-Station Refurbishment	61
Police Department Station Improvements	62
Police Department Shooting Range Upgrade Design/Environmental Prep	63
RBTB Broadcast Facility/City Council Chambers Upgrades	64
Transit Fleet Operations Center	65
Veterans Park Historic Library Upgrades	66

General Improvements

Previously Funded Carryover General Improvement Projects	67
District 1 Discretionary Infrastructure	
District 2 Discretionary Infrastructure	
District 3 Discretionary Infrastructure	
District 4 (Mayor) Discretionary Infrastructure	
District 5 Discretionary Infrastructure	
Path of History – Vincent	
City Monument Sign Replacement	68

May 16, 2022

The Honorable Mayor and Members of the City Council
City of Redondo Beach, California

Subject: **Proposed Five-Year Capital Improvement Program: FY 2022-2027**

The City's Five-Year Capital Improvement Program (CIP) is a multi-year planning and budget document that matches financial resources with proposed infrastructure and facility improvements which frequently take several years to fund, design, and build.

The CIP is comprised of projects that meet the following parameters:

- New, replacement of, or improvements to infrastructure (buildings, roads, parks, etc.) that have a minimum life expectancy of five-years and a minimum expense of \$25,000.
- Public Works projects that typically involve multiple phases including conceptual design, design, engineering (plans and specifications), construction, and construction management.

The following City Council adopted criteria were used in developing the recommendations:

- ✓ Is it necessary to address an immediate public health or safety concern?
- ✓ Is it mandated by the state or federal government?
- ✓ Does it complete an existing project?
- ✓ Will it result in significant operating savings in the future?
- ✓ Is there significant outside funding for the project?
- ✓ Does it promote economic development?

The CIP planning process involves regular status checks with Department Directors to ensure accountability and cost-effective project completion. The CIP planning process also involves periodic community review to ensure that the projects with the highest need receive priority effort and funding. The City Council's semi-annual Strategic Planning Workshops, monthly

Strategic Plan updates, and year-end CIP review all allow for adjustments to the program as needed. Additionally, review during the mid-year budget process and annual Commission input, help make the CIP process a collaborative, community-wide endeavor that is aligned with City goals and objectives.

Given the number of demands on City finances, it is essential that available grant and restricted funds be coordinated and leveraged to maximize the City's capital resources and complete as many projects as possible. The proposed capital improvement budget for FY 2022-23 accomplishes this goal and focuses on completing existing projects while addressing health and safety issues, legislated mandates and priorities arising out of the Mayor and City Council's strategic planning efforts. An element that is present this year, and likely important to note for the next few years, is the significant increase in construction costs due to global supply chain issues. These rising costs further emphasize the need to complete projects as quickly as possible and add funding to existing projects to ensure there are sufficient resources through full construction.

The proposed FY 2022-23 CIP contains \$57.1M of carryover funding for 112 previously approved projects and \$33.7M of appropriations for 37 previously approved projects and 10 new projects, for a total FY 2022-23 CIP of approximately \$90.8M and 122 projects.

The project breakout for FY 2022-23 is as follows:

	Carryover Funding	New Appropriations FY 22-23	Total
❖ Sewer Projects	\$ 8,143,921	\$ 4,786,340	\$ 12,930,261
❖ Drainage Projects	\$ 1,590,230	\$ 1,383,000	\$ 2,973,230
❖ Street Projects	\$ 27,908,859	\$ 6,184,809	\$ 34,093,669
❖ Waterfront Projects	\$ 9,020,110	\$ 18,775,380*	\$ 27,795,490
❖ Park Projects	\$ 3,299,605	\$ 530,000	\$ 3,829,605
❖ Public Facility Projects	\$ 6,640,724	\$ 1,928,116	\$ 8,568,840
❖ General Improvement Projects	<u>\$ 495,890</u>	<u>\$ 100,000</u>	<u>\$ 595,890</u>
	\$57,099,340	\$ 33,687,645	\$ 90,786,985

**Includes \$10 million grant for Seaside Lagoon*

While there is a large carryover amount projected for FY 2022-23, it's important to note that a significant portion of the carry-over funding is for multi-year grants that will be implemented over several Fiscal Years. For example, carryovers include \$4.1M for the Inglewood Ave. at Manhattan Beach Blvd. Southbound Right Turn Lane Project, \$2.4M for the Anita St. and Pacific Coast Highway Westbound Right Turn Lane Project, \$1.2M for the two North Redondo Beach Bikeway extension projects, \$2.4M for the Transit Center Project, \$2M for the Traffic Signal Communication and Network System Project, and \$1.6M in various

Bicycle Plan Projects. All of these projects are in various stages of implementation, most of them are scheduled for construction in FY 2022-23.

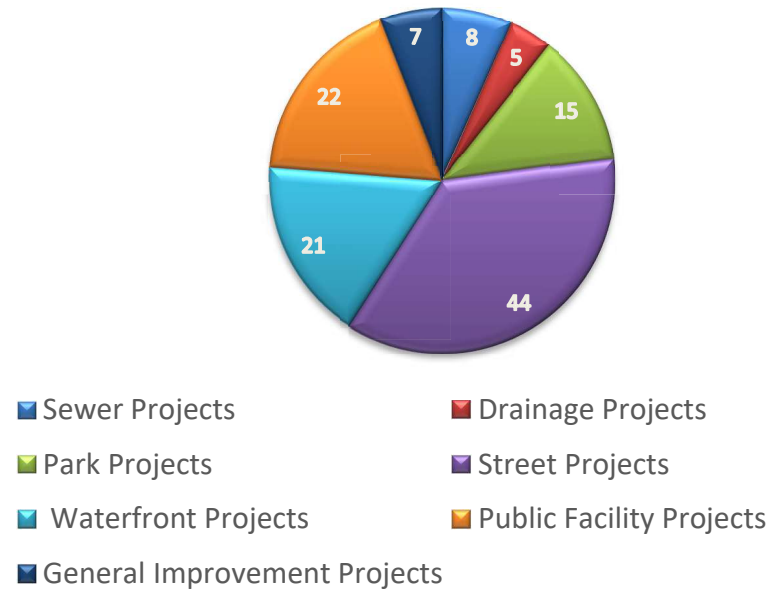
Furthermore, there are significant carryover funds from both Sewer projects and Waterfront projects. Sewer Projects (Portofino Way Sewer Pump Stations, Yacht Club, Way Sewer Pump Station, Basin 2 Sewer Pump Station, and Sanitary Sewers Facilities Rehabilitation) have a carryover amount of \$7.2M and all four projects will see significant work progress over the next FY. On the Waterfront side, there are several large carryover projects including \$2.3M for Harbor Dredging, \$1M for Seaside Lagoon, \$1.8M for Harbor Patrol Dock Replacement, \$2.1M Moonstone Park that will start design or begin construction in FY 2022-23 or are awaiting the Waterfront Amenities Plan outcome.

In addition to the aforementioned projects, there are also two other street improvement projects with carryover funding that either have approved Plans and Specifications or will have approved Plans and Specifications in the coming weeks. These projects are the Torrance Blvd. Resurfacing Project, which includes carryover funding of \$2.4 million, and the Residential Rehabilitation Cycle 2, Phase 3 Project, which includes \$3.8 million in carryover funding. These projects are anticipated to be completed during the first half of FY 2022-23. The above identified projects total approximately \$34.3 million or sixty (60%) of the total carryover amount.

It's also important to note that 40 new projects have been added to the CIP since FY 2019-20, 27 of which were added in FY 2021-22, including 14 through the City Council budget motion. The FY 2022-23 CIP Proposed Budget includes an additional ten (10) recommended new projects. While staff work diligently to complete each project, the current level of resources limit the number of projects that can be active at any given time. In order to address the work load limitations, the City has utilized an increasing number of consultants through on-call contracts in order to commence the planning and design phase of many projects and accelerate overall project delivery. While this method has increased efficiency it still requires City staff to oversee the consultants' work load and product. Many projects have been in design over the last few years with twenty-two (22) of those projects anticipated to be completed in FY 2022-23. The FY 2022-23 operating budget includes a proposed Decision Package for additional engineering staff resources to allow the Department to work more expeditiously through the existing CIP project list.

This following chart shows the number of projects for FY 2022-23 if the recommended funding is approved:

Number of Projects per Category for FY 22-23



FY 2022-23 Project Recommendations

Below is the list of notable Projects and their recommended funding by Category. This list is not inclusive of all funding recommendations in the CIP but includes the most noteworthy projects. Some of these projects are existing projects with additional recommended funding (noted with an “A”) and the others are new (“N”) projects with first time recommended appropriations.

Sewer Projects: (\$3.8 million)

- Portofino Way Sewer Pump Station (\$2.1 million; A)
- Yacht Club Way Sewer Pump (\$1.7 million; A)

Drainage Projects: (\$458,000)

- Fulton Playfield Infiltration Project (\$458,000 FY 2022-23, from a Grant of \$4.2 million: N)

Street Projects: (\$3.55 million)

- Torrance Boulevard Resurfacing (\$1,000,000: A)
- Kingsdale Resurfacing - 182nd to Grant (\$1,100,000: A)
- MBB Resurfacing - Aviation Blvd to Inglewood Ave (\$700,000: A)
- Traffic Calming (\$750,000, includes improvements to Dow/Johnston and Riviera Village Pedestrian Improvements; A)

Waterfront Projects: (\$17.65 million)

- Harbor Dredging Construction (\$2.2 million: A)
- Pier Parking Structure Critical Repairs (\$4.35 million; N phase)
- Pier Parking Structure Security (\$600,000: N)
- Seaside Lagoon (\$10 million in Grant Funding: A)
- International Boardwalk Surface Repair (\$500,000: A)

Park Projects: (\$500,000)

- Dominguez Park Play Equipment (\$500,000; A)

Public Facility Projects: (\$1.15 million)

- Veterans Park Historic Library Improvements (\$250,000; A)
- Police Department Pier Sub-Station Refurbishment (\$250,000; N)
- Police Department Shooting Range (\$647,651; A)

2021-22 Accomplishments and Current CIP Activities

In FY 2021-22, the City continued to plan, design, and construct a significant number of capital improvement projects. Street improvement projects, with the greatest variety of funding sources, continued to represent much of the work plan. However, several other projects were completed throughout the City as well.

The City continued to make progress on several Regional Measure R funded transportation-related capital projects. The right turn lane project located on Aviation Boulevard at Artesia Boulevard is designed and the City is in litigation seeking to acquire the right of way necessary for construction through eminent domain. A public works contract for the southbound right turn lane on Inglewood Avenue at Manhattan Beach Boulevard was awarded and construction should commence in May 2022. A similar project on southbound Pacific Coast Highway at Torrance Boulevard remains with Caltrans for design review pending resolution of right of way acquisition issues. Regional Measure R funds have been secured to complete the Kingsdale Widening Project that has been awarded and will be completed as phase two of the Transit Center Project, which is anticipated in FY 2022-23.

Construction was completed on the Citywide Slurry Seal Project, phase 2 (\$932,000). The purchase of traffic signal equipment for the Grant Avenue Signal Improvements Project has been received and construction is anticipated in FY 2022-23. A public works contract has been awarded for the Beryl Street – Flagler to Prospect Drainage and Street Improvements Project with an anticipated start date in June 2022. Plans and Specifications for the Torrance Boulevard Resurfacing – Torrance Circle to Prospect, is being presented to City Council on May 17, 2022 with construction anticipated in FY 2022-23. The next phase of the Citywide Curb Ramp Improvement Project (\$592,000) is nearly completed, which includes several Traffic Calming elements for an enhanced pedestrian experience in the City.

Construction on the City Council Chamber Improvements Project was completed during FY 2021-22 and is now fully operational. The City added eight (8) dual port Electric Vehicle Charging Stations (\$335,260) throughout the City as it continues efforts to reduce its carbon footprint. Dog runs at Alta Vista and Andrews parks (\$24,000) were installed, and work has commenced to upgrade the fencing for the Dominguez Park Dog Park. The Skatepark Project (\$162,610) was also awarded, elements were added to Perry Park and construction on Pad 10 is anticipated to be completed in July/August.

The City continues to devote significant resources to the maintenance and improvement of its wastewater infrastructure. Construction is currently underway for the new Alta Vista Sewer Pump Station (\$3.7 million) with an anticipated completion date of November 2022. Improvements/upgrades were completed on the collection system at Pacific Coast Highway and Vista Del Mar as part of the Sanitary Sewer Rehabilitation Project (\$840,812). Design of the Yacht Club Way (\$3.25 million) and Portofino Sewer Pump Stations (\$4.2 million) is nearly completed and those projects will begin construction in FY 2022-23, pending permit approval from the Regional Water Quality Control Board.

In the waterfront, the Harbor Dredging Project is awaiting final permit from the Army Corp of Engineers, with an anticipated construction in spring of 2023. The City awarded a public works contract for the improvement of the Pier restrooms (\$247,000) which should be completed by the end of FY 2021-22. A contract was also recently awarded for the replacement or refurbishment of the remaining harbor rails (\$1.57 million) which has been awarded and will be implemented in FY 2022-23. Many Waterfront projects are on hold pending the outcome of the amenities plan discussion, including the installation of the Boat Launch, and the replacement of the hand launch to name a couple.

The above is a snapshot of the highlights for the year and is not inclusive of all of the CIP progress. In summary, the City will have officially completed 7 CIP projects in FY 2021-22 and designed and/or awarded an additional 17 projects for execution in FY 2021-22 for a total capital expenditure of approximately \$13.5 million.

Five-Year Plan

In addition to the funding recommendations for FY 2022-23, the proposed Five-Year CIP also includes a funding plan through FY 2026-27. The funding plan is based on anticipated available CIP revenues of approximately \$58.6 million in various funds and represents our attempt to prioritize projects over a five-year period. Only the first-year funding recommendations are

appropriated as part of the proposed FY 2022-23 Budget. The projects recommended in the out years should be viewed as part of a larger/longer term plan that require future year appropriations and may evolve as new funds or priorities arise.

The funding projection for projects identified in years two through five of the CIP assumes a \$1 million transfer from the General Fund to the CIP in each of those years. As the CIP evolves, adjustments to future year project funding will be made that correspond with actual general fund contributions.

As has been mentioned in previous CIP letters, while the City has had success in addressing some of its significant infrastructure needs, it will take time to rehabilitate all of the City's assets, particularly the major facilities such as Seaside Lagoon, the Police Station, the Public Works Yard, and City Hall. Staff continues to vigorously pursue State and Federal grant funding opportunities for these large projects. Bond financing may be required to fund/accelerate these improvements and will be part of the CIP discussion at the June 14 Public Hearing. The proposed five-year CIP serves as a blueprint for the City to proactively meet current and future operating uses of the existing facilities, to maintain the City's various critical infrastructure systems, and where possible invest in the rehabilitation of critical civic buildings.

I want to express my thanks and appreciation to the commissions that provide regular CIP input over the course of the year, the wide range of staff who participated in the development of the five-year CIP, the team that oversees capital improvements on a monthly basis to ensure we keep our projects on time and within budget, and finally Jesse Reyes, who in his new role as Capital Projects Manager, put the CIP document together. The diligence that has been demonstrated during the past 20+ years of CIP planning has served the City well in meeting the community's short and long-term capital needs.

A handwritten signature in black ink, appearing to read 'Mike Witzansky', written over a horizontal line.

Mike Witzansky, City Manager

**SUMMARY 2022-2027 CAPITAL IMPROVEMENT PROGRAM
FUNDING BY FISCAL YEAR - ALL PROGRAMS**

PROJECT	2022-23	2023-24	2024-25	2025-26	2026-27	TOTAL
Sewer Improvements	4,786,340	3,500,000	1,000,000	1,000,000	2,000,000	12,286,340
Drainage Improvements	1,383,000	3,158,500	3,108,500	1,465,500	1,465,500	10,581,000
Street Improvements	6,184,809	5,988,921	3,635,332	2,035,242	1,815,449	19,659,754
Waterfront Improvements	18,775,380	11,000,000	2,150,000	8,150,000	2,150,000	42,225,380
Park Improvements	530,000	450,000	1,000,000	50,000	50,000	2,080,000
Public Facility Improvements	1,928,116	1,785,000	897,000	150,000	150,000	4,910,116
General Improvements	100,000	100,000	100,000	100,000	100,000	500,000
TOTAL	33,687,645	25,982,421	11,890,832	12,950,742	7,730,949	92,242,590
FINANCING						
State Gas Tax	1,340,000	1,450,000	1,080,000	540,000	540,000	4,950,000
TDA Article 3	62,594	100,000	-	100,000	-	262,594
Measure M	1,300,000	1,300,000	300,000	300,000	300,000	3,500,000
Proposition C	1,300,000	1,243,210	1,245,000	-	-	3,788,210
Measure R	1,135,000	935,000	740,000	685,000	685,000	4,180,000
Measure W	500,000	500,000	500,000	500,000	500,000	2,500,000
Intergovernmental Grants	10,498,465	3,053,500	1,693,500	50,500	50,500	15,346,465
CDBG	145,845	130,000	-	130,000	-	405,845
Park & Rec Facilities Fees	-	150,000	-	-	-	150,000
Subdivision Park Trust Fund	530,000	450,000	1,000,000	50,000	50,000	2,080,000
General Fund	4,350,380	-	-	-	-	4,350,380
Capital Project Fund	2,065,000	1,000,000	1,055,000	955,000	955,000	6,030,000
Capital Project Fund-CFA Fds	647,651	750,000	697,000	50,000	50,000	2,194,651
Capital Project Fund-PEG Fee	190,000	-	-	-	-	190,000
Capital Project Fund-Trash Imp	311,370	320,711	330,332	340,242	350,449	1,653,105
Open Space Acquisition Fd	-	-	-	-	-	-
Tidelands	2,925,000	5,000,000	200,000	6,200,000	200,000	14,525,000
Uplands	1,500,000	6,000,000	1,950,000	1,950,000	1,950,000	13,350,000
Wastewater Fund	4,786,340	3,500,000	1,000,000	1,000,000	2,000,000	12,286,340
Self Insurance Fund	100,000	100,000	100,000	100,000	100,000	500,000
Major Facilities Repair Fund	-	-	-	-	-	-
TOTAL	33,687,645	25,982,421	11,890,832	12,950,742	7,730,949	92,242,590

RECOMMENDED FY22-23 PROJECT FUNDING BY PROJECT

Project Title	Project Number	Page Number	Fund	Recommended Funding	Estimated Carryover	Total Funding
200 N. PCH Meter Separation	New	54	300- Capital Project Funds	\$ 100,000		\$ 100,000
PUBLIC FACILITY IMPROVEMENTS			TOTAL PROJECT	\$ 100,000	\$ -	\$ 100,000
Artesia Boulevard Improvement- Traffic Signal Head Replacements	41080	13	300- Capital Project Funds	\$ 30,000	\$ 144,410	\$ 174,410
STREET IMPROVEMENTS			TOTAL PROJECT	\$ 30,000	\$ 144,410	\$ 174,410
Artesia Blvd Intersection Safety Improvements	41330	14	215- Measure R	\$ -	\$ 200,000	\$ 200,000
PUBLIC FACILITY IMPROVEMENTS			211- Measure M	\$ 200,000	\$ -	\$ -
			TOTAL PROJECT	\$ 200,000	\$ 200,000	\$ 400,000
Bicycle Transportation Plan Implementation	40510	17	215- Measure R	\$ 85,000	\$ 73,858	\$ 158,858
STREET IMPROVEMENTS			TOTAL PROJECT	\$ 85,000	\$ 73,858	\$ 158,858
City Monument Sign Replacment	New	68	700- Self Insurance Fund	\$ 100,000	\$ -	\$ 100,000
GENERAL IMPROVEMENT			TOTAL PROJECT	\$ 100,000	\$ -	\$ 100,000
City Park and Facility Parking Lot Resurfacing	20880	55	254- Subdivision Park Trust	\$ -	\$ 100,000	\$ 100,000
PUBLIC FACILITY IMPROVEMENTS			300- Capital Project Funds	\$ 50,000	\$ -	\$ 50,000
			TOTAL PROJECT	\$ 50,000	\$ 100,000	\$ 150,000
Citywide Curb Ramp Improvements	40399	21	210- TDA Article III	\$ 62,594	\$ 4,173	\$ 66,767
STREET IMPROVEMENTS			211- Measure M	\$ -	\$ 7,217	\$ 7,217
			234- CDBG	\$ 145,845	\$ 153,151	\$ 298,996
			TOTAL PROJECT	\$ 208,439	\$ 164,540	\$ 365,763
Citywide Slurry Seal Program	41140	26	215- Measure R	\$ 200,000	\$ 100,797	\$ 300,797
STREET IMPROVEMENTS			300- Capital Projects Fund-Trash Hauler	\$ 311,370	\$ 281,645	\$ 593,015
			TOTAL PROJECT	\$ 511,370	\$ 382,443	\$ 893,813
Citywide Striping Program	41180	19	300- Capital Projects Fund-CFA Fd	\$ 260,000	\$ -	\$ 260,000
STREET IMPROVEMENTS			202- State Gas Tax	\$ 140,000	\$ 108,670	\$ 248,670
			TOTAL PROJECT	\$ 400,000	\$ 108,670	\$ 508,670
Citywide Traffic Signal Upgrades- Prospect Ave. Corridor	41200	20	211- Measure M	\$ -	\$ 65,537	\$ 65,537
STREET IMPROVEMENTS			300- Capital Project Funds	\$ 50,000	\$ -	\$ 50,000
			TOTAL PROJECT	\$ 50,000	\$ 65,537	\$ 115,537

RECOMMENDED FY22-23 PROJECT FUNDING BY PROJECT

Project Title	Project Number	Page Number	Fund	Recommended Funding	Estimated Carryover	Total Funding
Civic Center Safety and Workplace Health Improvements PUBLIC FACILITY IMPROVEMENTS	20610	57	300- Capital Project Funds	\$ 100,000	\$ 66,965	\$ 166,965
			TOTAL PROJECT	\$ 100,000	\$ 66,965	\$ 166,965
Dominguez Park Play Equipment PARK IMPROVEMENTS	30730	48	100- General Fund	\$ -	\$ 200,000	\$ 200,000
			254- Subdivision Park Trust	\$ 500,000	\$ 1,041,424	\$ 1,541,424
			300- Capital Project Funds	\$ -	\$ 240,000	\$ 240,000
				\$ 500,000	\$ 1,481,424	\$ 1,981,424
Dow/Vail/Johnston Bicycle Lane Improvements STREET IMPROVEMENTS	41290	22	215- Measure R	\$ 100,000	\$ 50,000	\$ 150,000
			TOTAL PROJECT	\$ 100,000	\$ 50,000	\$ 150,000
Drainage Improvement Project DRAINAGE IMPROVEMENTS	60260	9	300- Capital Project Funds	\$ 300,000	\$ 365,958	\$ 665,958
			TOTAL PROJECT	\$ 300,000	\$ 365,958	\$ 665,958
Electric Vehicle Charging Infrastructure DRAINAGE IMPROVEMENTS	20770	58	218- Air Quality Improvement	\$ -	\$ 41,400	\$ 41,400
			300- Capital Projects Fund	\$ 50,000	\$ -	\$ 50,000
			TOTAL PROJECT	\$ 50,000	\$ 41,400	\$ 91,400
EWMP Implementation DRAINAGE IMPROVEMENTS	60150	8	217- Measure W	\$ 287,000	\$ 862,500	\$ 1,149,500
			300- Capital Projects Fund	\$ 125,000	\$ -	\$ 125,000
			TOTAL PROJECT	\$ 412,000	\$ 862,500	\$ 1,274,500
Fire Department Station 1 Window Replacement PUBLIC FACILITY IMPROVEMENTS	New	60	300- Capital Project Funds	\$ 50,000	\$ -	\$ 50,000
			TOTAL PROJECT	\$ 50,000	\$ -	\$ 50,000
Fire Stations and City Hall Parking Lot Security Design PUBLIC FACILITY IMPROVEMENTS	New	59	300- Capital Project Funds	\$ 50,000	\$ -	\$ 50,000
			TOTAL PROJECT	\$ 50,000	\$ -	\$ 50,000
Fulton Playfield Infiltration Project PUBLIC FACILITY IMPROVEMENTS	New	11	230- Intergovernmental Grants	\$ 458,000	\$ -	\$ 458,000
			TOTAL PROJECT	\$ 458,000	\$ -	\$ 458,000
Green Street Improvement STREETS IMPROVEMENTS	60270	10	211- Measure M	\$ -	\$ 200,000	\$ 200,000
			217- Measure W	\$ 213,000	\$ -	\$ 213,000
			TOTAL PROJECT	\$ 213,000	\$ 200,000	\$ 413,000
Harbor Dredging - Construction WATERFRONT IMPROVEMENTS	70660	35	600- Tidelands Fund	\$ 2,200,000	\$ 2,300,000	\$ 4,500,000
			TOTAL PROJECT	\$ 2,200,000	\$ 2,300,000	\$ 4,500,000
International Boardwalk Surface Repair WATERFRONT IMPROVEMENTS	New	36	601- Uplands Funds	\$ 500,000	\$ -	\$ 500,000
			TOTAL PROJECT	\$ 500,000	\$ -	\$ 500,000
Kingsdale Resurfacing - 182nd to Grant STREET IMPROVEMENTS	40880	23	214- Proposition C	\$ 300,000	\$ 120,237	\$ 420,237
			211- Measure M	\$ 800,000	\$ -	\$ 800,000
			TOTAL PROJECT	\$ 1,100,000	\$ 120,237	\$ 1,220,237

RECOMMENDED FY22-23 PROJECT FUNDING BY PROJECT

Project Title	Project Number	Page Number	Fund	Recommended Funding	Estimated Carryover	Total Funding
MBB Resurfacing - Aviation Blvd. to Inglewood Ave. STREET IMPROVEMENTS	41160	24	202- State Gas Tax		\$ 694,110	\$ 694,110
			211- Measure M		\$ 200,000	\$ 200,000
			214- Proposition C	\$ 700,000	\$ 870,604	\$ 1,570,604
			300- Capital Proj Fd-Assessmt 92-1	\$ -	\$ 143,058	\$ 143,058
			TOTAL PROJECT	\$ 700,000	\$ 1,907,772	\$ 2,607,772
Pier Deck and Piling Structure Repair WATERFRONT IMPROVEMENTS	70350	38	600-Tidelands Fund	\$ 200,000	\$ 1,178	\$ 201,178
			TOTAL PROJECT	\$ 200,000	\$ 1,178	\$ 201,178
Pier Parking Structure Critical Repairs WATERFRONT IMPROVEMENTS	70610	39	100- General Fund	\$ 4,350,380	\$ -	\$ 4,350,380
			600-Tidelands Fund	\$ -	\$ 59,695	\$ 59,695
			601-Uplands Fund	\$ -	\$ 50,014	\$ 50,014
			TOTAL PROJECT	\$ 4,350,380	\$ 109,709	\$ 4,460,089
Pier Parking Strcuture Security Enhancements WATERFRONT IMPROVEMENTS	New	40	601- Uplands Fund	\$ 600,000	\$ -	\$ 600,000
			TOTAL PROJECT	\$ 600,000	\$ -	\$ 600,000
Pier Restroom Improvements WATERFRONT IMPROVEMENTS	70640	41	300- Capital Project Funds	\$ -	\$ 291,787	\$ 291,787
			601- Uplands Fund	\$ 250,000	\$ -	\$ 250,000
			TOTAL PROJECT	\$ 250,000	\$ 291,787	\$ 541,787
Police Department Pier Sub-Station Refurbishment PUBLIC FACILITY IMPROVEMENTS	New	61	300- Capital Project Funds	\$ 250,000	\$ -	\$ 250,000
			TOTAL PROJECT	\$ 250,000	\$ -	\$ 250,000
Police Department Shooting Range PUBLIC FACILITY IMPROVEMENTS	20810	63	300- Capital Project Funds		\$ 303,600	\$ 303,600
			300- Capital Project Funds- CFA	\$ 647,651	\$ -	\$ 647,651
			TOTAL PROJECT	\$ 647,651	\$ 303,600	\$ 951,251
Police Station Improvements PUBLIC FACILITY IMPROVEMENTS	20690	62	300- Capital Project Funds	\$ 150,000	\$ 68,785	\$ 218,785
			TOTAL PROJECT	\$ 150,000	\$ 68,785	\$ 218,785
Portofino Way Sewer Pump Station SEWER IMPROVEMENTS	50210	3	603- Wastewater Fund	\$ 2,086,340	\$ 2,112,423	\$ 4,198,763
			TOTAL PROJECT	\$ 2,086,340	\$ 2,112,423	\$ 4,198,763

RECOMMENDED FY22-23 PROJECT FUNDING BY PROJECT

Project Title	Project Number	Page Number	Fund	Recommended Funding	Estimated Carryover	Total Funding
RBTV Broadcast Fac/CC Chambers Upgrades	20560	64	300-PEG Fees	\$ 190,000	\$ 174,025	\$ 364,025
PUBLIC FACILITIES IMPROVEMENTS			TOTAL PROJECT	\$ 190,000	\$ 174,025	\$ 364,025
Redondo Beach Marina Parking Lot Pay Stations	70770	37	601-Uplands Fund	\$ 100,000	\$ 196,800	\$ 296,800
WATERFRONT IMPROVEMENTS			TOTAL PROJECT	\$ 100,000	\$ 196,800	\$ 296,800
Relocation of Boat Launch	70170	34	600- Tidelands Fund	\$ 250,000	\$ 542,830	\$ 792,830
WATERFRONT IMPROVEMENTS			601- Uplands Funds	\$ -	\$ 6,949	\$ 6,949
			TOTAL PROJECT	\$ 250,000	\$ 549,779	\$ 799,779
Residential Street Rehabilitation	40190	27	202- State Gas Tax	\$ 500,000	\$ 985,810	\$ 1,485,810
STREET IMPROVEMENTS			211- Measure M	\$ 100,000	\$ 679,146	\$ 779,146
			215- Measure R	\$ 400,000	\$ 536,519	\$ 936,519
			300- Capital Projects Fund-CFA Fd	\$ -	\$ -	\$ -
			300- Capital Projects Fund	\$ -	\$ 813,334	\$ 813,334
			TOTAL PROJECT	\$ 1,000,000	\$ 3,014,809	\$ 4,014,809
Sanitary Sewer System Camera Inspection	50240	5	603- Wastewater Funds	\$ 1,000,000	\$ -	\$ 1,000,000
SEWER IMPROVEMENTS			TOTAL PROJECT	\$ 1,000,000	\$ -	\$ 1,000,000
Sea Level Rise Preparation Master Planning	New	42	600- Tidelands Fund	\$ 200,000	\$ -	\$ 200,000
WATERFRONT IMPROVEMENTS			601- Uplands Funds	\$ 50,000	\$ -	\$ 50,000
			TOTAL PROJECT	\$ 250,000	\$ -	\$ 250,000
Seaside Lagoon	70790	43	600- Tidelands Fund	\$ -	\$ 500,000	\$ 500,000
WATERFRONT IMPROVEMENTS			300- Capital Project Funds	\$ -	\$ 500,000	\$ 500,000
			230-Intergovernmental Grants	\$ 10,000,000	\$ -	\$ 10,000,000
			TOTAL PROJECT	\$ 10,000,000	\$ 1,000,000	\$ 11,000,000
Sidewalk Improvements & Repairs	41270	25	300- Capital Projects Fund	\$ 50,000	\$ 379,356	\$ 429,356
STREET IMPROVEMENTS			TOTAL PROJECT	\$ 50,000	\$ 379,356	\$ 429,356
Skatepark Improvements	30740	52	254-Subdivision Park Trust	\$ 30,000	\$ -	\$ 30,000
PARK IMPROVEMENTS			Donation- LA Kings	\$ -	\$ 25,000	\$ 25,000
			TOTAL PROJECT	\$ 30,000	\$ 25,000	\$ 55,000
Torrance Blvd. Resurfacing-Torrance Circle to Prospect	41230	29	214-Proposition C	\$ 300,000	\$ 1,832,203	\$ 2,132,203
STREET IMPROVEMENTS			202- State Gas Tax	\$ 700,000	\$ -	\$ 700,000
			TOTAL PROJECT	\$ 1,000,000	\$ 1,832,203	\$ 2,832,203

RECOMMENDED FY22-23 PROJECT FUNDING BY PROJECT

Project Title	Project Number	Page Number	Fund	Recommended Funding	Estimated Carryover	Total Funding
Traffic Calming STREET IMPROVEMENTS	40470	30	100- General Fund	\$ -	\$ 379,048	\$ 379,048
			300- Capital Project Funds	\$ 200,000	\$ 104,623	\$ 304,623
			211- Measure M	\$ 200,000	\$ -	\$ 200,000
			215- Measure R	\$ 350,000	\$ -	\$ 350,000
			TOTAL PROJECT	\$ 750,000	\$ 483,670	\$ 1,233,670
Transit Fleet Operations Center PUBLIC FACILITIES IMPROVEMENTS	20760	65	212-Proposition A	\$ -	\$ 75,000	\$ 75,000
			214-Proposition C	\$ -	\$ 75,000	\$ 75,000
			230-Intergovernmental Grants	\$ 40,465	\$ 105,959	\$ 146,424
			TOTAL PROJECT	\$ 40,465	\$ 255,959	\$ 296,424
Veterans Park Historic Library Improvements PUBLIC FACILITIES IMPROVEMENTS	20900	66	300-Capital Projects Fund	\$ 250,000	\$ 250,000	\$ 500,000
			707-Major Facilities Repair Fund	\$ -	\$ 155,000	\$ 155,000
			TOTAL PROJECT	\$ 250,000	\$ 405,000	\$ 655,000
Waterfront Education Center Pre-Design WATERFRONT IMPROVEMENTS	New	45	600- Tidelands Fund	\$ 75,000	\$ -	\$ 75,000
			TOTAL PROJECT	\$ 75,000	\$ -	\$ 75,000
Yacht Club Way Sewer Pump SEWER IMPROVEMENTS	50260	6	603- Wastewater Funds	\$ 1,700,000	\$ 1,550,806	\$ 3,250,806
			TOTAL PROJECT	\$ 1,700,000	\$ 1,550,806	\$ 3,250,806
TOTAL RECOMMENDED PROJECT FUNDING				\$ 33,687,645	\$ 21,390,605	\$ 55,071,034

RECOMMENDED FY 22-23 PROJECT BY FUND

Fund	Project Number	Page Number	Project Title	Amount	Evaluation Criteria*
100- General Fund	70610	39	Pier Parking Structure Critical Repairs	\$ 4,350,380	1,3,7
			TOTAL FUND 100	\$ 4,350,380	
202-State Gas Tax	40190	27	Residential Street Rehabilitation	\$ 500,000	3,4
202-State Gas Tax	41230	29	Torrance Blvd Resurfacing - Torrance Circle to Prospect	\$ 700,000	3,4
202-State Gas Tax	41180	19	Citywide Striping	\$ 140,000	3,4
			TOTAL FUND 202	\$ 1,340,000	
210-TDA Article 3	40399	21	Citywide Curb Ramp Improvements	\$ 62,594	1,2
			TOTAL FUND 210	\$ 62,594	
211-Measure M	41330	14	Artesia Blvd Intersection Safety Improvement	\$ 200,000	3,4
211-Measure M	40880	23	Kingsdale Resurfacing- 182nd to Grant Ave	\$ 800,000	3,4
211-Measure M	40190	27	Residential Street Rehabilitation	\$ 100,000	3,4
211-Measure M	40470	30	Traffic Calming	\$ 200,000	3,4
			TOTAL FUND 211	\$ 1,300,000	
214-Proposition C	40880	23	Kingsdale Resurfacing - 182nd to Grant	\$ 300,000	3,4,7
214-Proposition C	41160	24	MBB Resurfacing - Aviation Blvd to Inglewood Ave	\$ 700,000	3,4
214-Proposition C	41230	29	Torrance Blvd Resurfacing - Torrance Circle to Prospect	\$ 300,000	3,4,7
			TOTAL FUND 214	\$ 1,300,000	
215-Measure R	40510	17	Bicycle Transportation Plan Implementation	\$ 85,000	3,6
215-Measure R	41290	22	Dow/Vail/Johnston Bicycle Lane Improvements	\$ 100,000	3,6
	40190	27	Residential Street Rehabilitation	\$ 400,000	3,4
	40470	30	Traffic Calming	\$ 350,000	3,4
215-Measure R	41140	26	Citywide Slurry Seal Program	\$ 200,000	3,4
			TOTAL FUND 215	\$ 1,135,000	
217-Measure W	60150	8	EWMP Implementation	\$ 287,000	1,2,5
	60270	10	Green Street Improvements	\$ 213,000	1,2,5
			TOTAL FUND 217	\$ 500,000	
230-Intergovernmental Grants	New	11	Fulton Playfield Infiltration Project	\$ 458,000	2,6
230-Intergovernmental Grants	70790	43	Seaside Lagoon	\$ 10,000,000	3,6,7
230-Intergovernmental Grants	20760	65	Transit Fleet Operations Center	\$ 40,465	1,3
			TOTAL FUND 230	\$ 10,498,465	

Project Evaluation Criteria:

- (1) Health and Safety Issue
- (2) State and Federal Mandates
- (3) Completes an Existing Project
- (4) Operating Savings
- (5) Required Grant Match
- (6) Implements Strategic Plan Goal
- (7) Supports Economic Development

RECOMMENDED FY 22-23 PROJECT BY FUND

Fund	Project Number	Page Number	Project Title	Amount	Evaluation Criteria*
234-CDBG Funds	40399	21	Citywide Curb Ramp Improvements	\$ 145,845	1,2
			TOTAL FUND 234	\$ 145,845	
254-Sub. Park Trust Funds	30730	48	Dominguez Park Play Equipment	\$ 500,000	1,3,4
254-Sub. Park Trust Funds	30740	52	Skatepark Improvements	\$ 30,000	3,6
			TOTAL FUND 254	\$ 530,000	
300-Capital Projects Fund	New	54	200 N PCH Meter Separation	\$ 100,000	4
300-Capital Projects Fund	41080	13	Artesia Blvd Improvements- Traffic Signal Head Replacements	\$ 30,000	3,4
300-Capital Projects Fund	20880	55	City Park and Facility Parking Lot Resurfacing- Dominguez Park Parking Lot	\$ 50,000	3,4
300-Capital Projects Fund	41180	19	Citywide Striping	\$ 260,000	3,4
300-Capital Projects Fund	41200	20	Citywide Traffic Signal Upgrades- Prospect Avenue Corridor	\$ 50,000	3,4
300-Capital Projects Fund	20610	57	Civic Center Safety and Workplace Health Improvements	\$ 100,000	1,3,4
300-Capital Projects Fund	60260	9	Drainage Improvement Project	\$ 300,000	2,3,4
300-Capital Projects Fund	20770	58	EV Charging Infrastructure	\$ 50,000	3,6
300-Capital Projects Fund	60150	8	EWMP Implementation	\$ 125,000	2,3,6
300-Capital Projects Fund	New	60	Fire Department Station 1 Window Replacement	\$ 50,000	1,4
300-Capital Projects Fund	New	59	Fire Stations and City Hall Parking Lot Security Design	\$ 50,000	1,4
300-Capital Projects Fund	20690	62	Police Station Improvements	\$ 150,000	1,4
300-Capital Projects Fund	New	61	Police Department Pier Sub-station Refurbishment	\$ 250,000	1,4
300-Capital Projects Fund	41270	25	Sidewalk Improvements & Repairs	\$ 50,000	1,2,3,4
300-Capital Projects Fund	40470	30	Traffic Calming	\$ 200,000	3,4
300-Capital Projects Fund	20900	66	Veterans Park Historic Library Improvements	\$ 250,000	1,4
			TOTAL FUND 300-Capital Funds	\$ 2,065,000	
300-Capital Projects Fund-PEG Fees	20560	64	RBTB Broadcast Fac/CC Chambers Upgrades	\$ 190,000	3,6
			TOTAL FUND 300-PEG Fees	\$ 190,000	
300-Capital Projects Fund-Trash Impact	41140	26	Citywide Slurry Seal Program	\$ 311,370	4
			TOTAL FUND 300-Trash Impact Funds	\$ 311,370	
300- CFA Funds	30780	63	Police Department Shooting Range	\$ 647,651	1,3,4
			TOTAL FUND 300- CFA Funds	\$ 647,651	

Project Evaluation Criteria:

- (1) Health and Safety Issue
- (2) State and Federal Mandates
- (3) Completes an Existing Project
- (4) Operating Savings
- (5) Required Grant Match
- (6) Implements Strategic Plan Goal
- (7) Supports Economic Development

RECOMMENDED FY 22-23 PROJECT BY FUND

Fund	Project Number	Page Number	Project Title	Amount	Evaluation Criteria*
600-Tidelands Fund	70660	35	Harbor Dredging - Construction	\$ 2,200,000	1,4,7
600-Tidelands Fund	70350	38	Pier Deck and Piling Structure Repair	\$ 200,000	1,4,7
600-Tidelands Fund	70170	34	Relocation of Boat Launch	\$ 250,000	1,4
600-Tidelands Fund	New	42	Sea Level Rise Preparation Master Planning	\$ 200,000	1,6
600-Tidelands Fund	New	45	Waterfront Education Center Pre-Design	\$ 75,000	6,7
TOTAL FUND 600				\$ 2,925,000	
601-Uplands Fund	New	36	International Boardwalk Surface Repair	\$ 500,000	1,4,7
601-Uplands Fund	New	40	Pier Parking Structure Security Enhancements	\$ 600,000	1,7
601-Uplands Fund	70640	41	Pier Restroom Improvement	\$ 250,000	1,3,4
601-Uplands Fund	New	42	Sea Level Rise Preparation Master Planning	\$ 50,000	1,6
601-Uplands Fund	70770	37	Redondo Beach Marina Parking Lot Pay Stations	\$ 100,000	4
TOTAL FUND 601				\$ 1,500,000	
603-Wastewater Fund	50210	3	Portofino Way Sewer Pump Station	\$ 2,086,340	1,3,4
	50240	5	Sanitary Sewer System Camera Inspection	\$ 1,000,000	1,2,4
	50260	6	Yacht Club Way Sewer Pump	\$ 1,700,000	1,3,4
TOTAL FUND 603				\$ 4,786,340	
700- Self Insurance Fund	New	68	City Monument Sign Replacement	\$ 100,000	4
TOTAL FUND 700				\$ 100,000	
TOTAL RECOMMENDED PROJECT FUNDING				\$ 33,687,645	

Project Evaluation Criteria:

- (1) Health and Safety Issue
- (2) State and Federal Mandates
- (3) Completes an Existing Project
- (4) Operating Savings
- (5) Required Grant Match
- (6) Implements Strategic Plan Goal
- (7) Supports Economic Development

Proposed Five Year CIP Funding - FY 22-23 to FY 26-27
with Projected FY 21-22 Carryover Funds
(Carryover Projects and Funds are shown in italics)

Fund Number/Name	Page Number	Projects	Est. 21-22 C/O	FY 22-23	FY 23-24	FY 24-25	FY 25-26	FY 26-27
100- General Fund	39	Pier Parking Structure Critical Repairs	\$ -	\$ 4,350,380	\$ -	\$ -	\$ -	\$ -
	48	<i>Dominguez Park Play Equipment</i>	\$ 200,000	\$ -	\$ -	\$ -	\$ -	\$ -
	30	<i>Traffic Calming</i>	\$ 379,048	\$ -	\$ -	\$ -	\$ -	\$ -
		TOTAL	\$ 579,048	\$ 4,350,380	\$ -	\$ -	\$ -	\$ -
Donation Account	52	<i>Skatepark Improvements</i>	\$ 25,000					
		TOTAL	\$ 25,000					
202-State Gas Tax	19	Citywide Striping	\$ 108,670	\$ 140,000	\$ 250,000	\$ 40,000	\$ 40,000	\$ 40,000
	15	Artesia Boulevard Resurf.-Harper Ave to Hawthorne			\$ 700,000			
	29	Torrance Blvd Resurfacing	\$ -	\$ 700,000	\$ -	\$ -	\$ -	\$ -
	27	Residential Street Rehabilitation	\$ 985,810	\$ 500,000	\$ 500,000	\$ 500,000	\$ 500,000	\$ 500,000
	24	<i>Manhattan Beach Boulevard Resurfacing</i>	\$ 694,110					
		TOTAL	\$ 1,788,590	\$ 1,340,000	\$ 1,450,000	\$ 540,000	\$ 540,000	\$ 540,000
204-Storm Drain Improvement								
		TOTAL	\$ -	\$ -	\$ -	\$ -	\$ -	\$ -
210-TDA Article III	21	Citywide Curb Ramp Improvements	\$ 4,173	\$ 62,594	\$ 100,000	\$ -	\$ 100,000	\$ -
		TOTAL	\$ 4,173	\$ 62,594	\$ 100,000	\$ -	\$ 100,000	\$ -
211-Measure M								
	14	Artesia Blvd Intersection Safety Improvement		\$ 200,000	\$ -	\$ -	\$ -	\$ -
	23	Kingsdale Resurfacing- 182nd to Grant Ave		\$ 800,000				
	10	Green Street Improvements	\$ 200,000	\$ -	\$ 200,000	\$ 200,000	\$ 200,000	\$ 200,000
	27	Residential Street Rehabilitation	\$ 679,146	\$ 100,000	\$ 100,000	\$ 100,000	\$ 100,000	\$ 100,000
	30	Traffic Calming	\$ -	\$ 200,000	\$ -	\$ -	\$ -	\$ -
	20	<i>Citywide Traffic Signal Upgrades</i>	\$ 65,537					
	21	<i>Citywide Curb Ramp Improvement</i>	\$ 7,217					
	24	<i>Manhattan Beach Boulevard Resurfacing</i>	\$ 200,000					
	12	<i>Median Renovations</i>	\$ 30,111					
	12	<i>Residential Street Reconstruction - Deferred Mt</i>	\$ 900,000					
	53	<i>Transit Center</i>	\$ 22,081					
		TOTAL	\$ 2,104,091	\$ 1,300,000	\$ 300,000	\$ 300,000	\$ 300,000	\$ 300,000
212-Proposition A								
	65	<i>Transit Fleet Operations Center</i>	\$ 75,000					
		TOTAL	\$ 75,000	\$ -	\$ -	\$ -	\$ -	\$ -
214-Proposition C								
	23	Kingsdale Avenue Resurfacing - 182nd to Grant	\$ 120,237	\$ 300,000				
	24	Manhattan Beach Boulevard Resurfacing	\$ 870,604	\$ 700,000				
	28	Rindge Lane Resurfacing - 190th to Artesia				\$ 1,300,000		
	29	Torrance Boulevard Resurfacing - PCH to Prospect	\$ 1,832,203	\$ 300,000				
	15	Artesia Boulevard Resurf.-Harper Ave to Hawthorne	\$ 180,000		\$ 1,243,210			
	16	Aviation Boulevard Resurf - Artesia to MBB				\$ 540,000		
	12	<i>Bicycle Plan Grant - Beryl Street Bike Lanes</i>	\$ 26,501					
	12	<i>Bicycle Plan Grant - N. Catalina Ave Bike Lanes</i>	\$ 82,874					
	12	<i>Bicycle Plan Grant - S. Catalina Ave/Ave I Bike Lanes</i>	\$ 8,928					
	12	<i>Bicycle Plan Grant - Lilienthal Lane Bike Lanes</i>	\$ 56,505					
	12	<i>Bicycle Plan Grant - Torrance Boulevard Bike Lanes</i>	\$ 43,158					
	12	<i>Bicycle Plan Grant - Citywide Bike Facilities</i>	\$ 170,668					
	12	<i>Bus Bench & Shelter Replacement Program</i>	\$ 16,625					
	12	<i>Inglewood Resurfacing - Marine to MBB</i>	\$ 130,000					
	12	<i>Redondo Beach Boulevard Resurfacing - Artesia to Hawthorne</i>	\$ 70,000					
	12	<i>Torrance Blvd & Francisca Ave Traffic Signal Mod.</i>	\$ 249,714					
	52	<i>Transit Center</i>	\$ 81,527					
	65	<i>Transit Fleet Operations Center</i>	\$ 75,000					
		TOTAL	\$ 4,014,545	\$ 1,300,000	\$ 1,243,210	\$ 1,840,000	\$ -	\$ -

Proposed Five Year CIP Funding - FY 22-23 to FY 26-27
with Projected FY 21-22 Carryover Funds
(Carryover Projects and Funds are shown in italics)

Fund Number/Name	Page Number	Projects	Est. 21-22 C/O	FY 22-23	FY 23-24	FY 24-25	FY 25-26	FY 26-27
215-Measure R	18	Bicycle Transportation Plan Implementation	\$ 73,858	\$ 85,000	\$ 85,000	\$ 85,000	\$ 85,000	\$ 85,000
	26	Citywide Slurry Seal Program	\$ 100,797	\$ 200,000	\$ 200,000	\$ 200,000	\$ 200,000	\$ 200,000
	22	Dow/Vail/Johnston Bicycle Lane Improvements	\$ 50,000	\$ 100,000				
	27	Residential Street Rehabilitation	\$ 536,519	\$ 400,000	\$ 400,000	\$ 400,000	\$ 400,000	\$ 400,000
	30	Traffic Calming	\$ -	\$ 350,000				
	14	<i>Artesia Intersection Safety Improvements</i>	\$ 200,000					
	12	<i>Anita/Herondo and PCH WB Right Turn Lane</i>	\$ 100,000					
	12	<i>Grant Avenue Signal Improvements</i>	\$ 25,763					
	12	<i>Residential Street Reconstruction - Deferred Mt</i>	\$ 600,000					
	53	<i>Transit Center</i>	\$ 104,235					
		TOTAL	\$ 1,791,172	\$ 1,135,000	\$ 685,000	\$ 685,000	\$ 685,000	\$ 685,000
217-Measure W	8	EWMP Implementation	\$ 862,500	\$ 287,000	\$ 500,000	\$ 500,000	\$ 500,000	\$ 500,000
	10	Green Street Improvements		\$ 213,000				
	7	<i>Santa Monica Bay Near/Offshore Debris TMDL</i>	\$ 109,027					
		TOTAL	\$ 971,527	\$ 500,000	\$ 500,000	\$ 500,000	\$ 500,000	\$ 500,000
218-Air Quality Improvement	58	Electric Vehicle Charging Infrastructure	\$ 41,400					
		TOTAL	\$ 41,400	\$ -	\$ -	\$ -	\$ -	\$ -
230-Inter-Governmental Grants	12	Anita/Herondo and PCH WB Right Turn Lane	\$ 2,400,000					
	15	STPL Funds	\$ 1,316,790					
	17	Regional Measure R	\$ 357,480		\$ 1,060,000			
	11	Regional Measure W	\$ -	\$ 458,000	\$ 1,693,500	\$ 1,693,500	\$ 50,500	\$ 50,500
	49	Park Bond			\$ 300,000			
	12	Regional Measure M	\$ 1,000,000					
	12	Regional Measure M	\$ 200,000					
	43	State Grant	\$ -	\$ 10,000,000				
	12	Regional Measure M	\$ 2,000,000					
	65	Transit	\$ 105,959	\$ 40,465				
	53	<i>Transit Center</i>	\$ 2,391,361					
	12	<i>Bicycle Plan Grant - Beryl Street Bike Lanes</i>	\$ 110,328					
	12	<i>Bicycle Plan Grant - N. Catalina Ave Bike Lanes</i>	\$ 331,496					
	12	<i>Bicycle Plan Grant - S. Catalina Ave/Ave I Bike Lanes</i>	\$ 35,712					
	12	<i>Bicycle Plan Grant - Lilienthal Lane Bike Lanes</i>	\$ 226,020					
	12	<i>Bicycle Plan Grant - Torrance Boulevard Bike Lanes</i>	\$ 172,632					
	12	<i>Bicycle Plan Grant - Citywide Bike Facilities</i>	\$ 682,672					
	12	<i>Bus Bench & Shelter Replacement Program</i>	\$ 33,519					
	12	<i>Grant Avenue Signal Improvements</i>	\$ 222,583					
	12	<i>Kingsdale Ave Widening</i>	\$ 11,153					
	12	<i>Inglewood Ave. at MBB SB Right Turn Lane</i>	\$ 4,131,315					
	12	<i>PCH Study Recommendations Implementation</i>	\$ 1,003,265					
		TOTAL	\$ 16,732,284	\$ 10,498,465	\$ 3,053,500	\$ 1,693,500	\$ 50,500	\$ 50,500
234-CDBG	21	Citywide Curb Ramp Improvements	\$ 153,151	\$ 145,845	\$ 130,000	\$ -	\$ 130,000	\$ -
		TOTAL	\$ 153,151	\$ 145,845	\$ 130,000	\$ -	\$ 130,000	\$ -
250-Park & Rec Facilities Fees	46	General Eaton B Parkette Improvements - Design	\$ 100,000		\$ 150,000			
	49	Massena Parkette Playground Equipment						
		TOTAL	\$ 100,000	\$ -	\$ 150,000	\$ -	\$ -	\$ -

Proposed Five Year CIP Funding - FY 22-23 to FY 26-27
with Projected FY 21-22 Carryover Funds
(Carryover Projects and Funds are shown in italics)

Fund Number/Name	Page Number	Projects	Est. 21-22 C/O	FY 22-23	FY 23-24	FY 24-25	FY 25-26	FY 26-27
254-Subdivision Park Trust	48	Dominguez Pk Play Equipment, Landscape & Walkways	\$ 1,041,425	\$ 500,000				
	52	Skatepark Improvements	\$ -	\$ 30,000				
	47	Aviation Park Play Equipment			\$ 350,000			
	55	City Park and Facility Parking Lot Resurfacing	\$ 100,000		\$ 100,000		\$ 50,000	\$ 50,000
	51	Regional Park Walkway Lighting Replacement				\$ 1,000,000		
	46	<i>Anderson Park Scout House Renovations</i>	\$ 124,415					
	46	<i>Aviation Gymnasium Improvements</i>	\$ 150,000					
	46	<i>Perry Park Senior Center HVAC Improvements</i>	\$ 15,005					
	46	<i>Play Surf Repl @Anderson, Aviation, Perry&Turtle</i>	\$ 160,000					
	46	<i>Dominguez Park Dog Park Improvements</i>	\$ 60,000					
	46	<i>Regional Park Restroom Improvements</i>	\$ 200,309					
	46	<i>Wilderness Park Improvements</i>	\$ 85,598					
		TOTAL	\$ 1,936,752	\$ 530,000	\$ 450,000	\$ 1,000,000	\$ 50,000	\$ 50,000
300-Capital Projects	54	200 N PCH Meter Separation	\$ -	\$ 100,000				
	13	Artesia Blvd Improvements- Traffic Signal Head Replacements	\$ 144,410	\$ 30,000				
	56	City Hall & PD Window & Storefront Improvements			\$ 235,000			
	55	City Park and Facility Parking Lot Resurfacing- Dominguez Park Parking Lot	\$ -	\$ 50,000		\$ 50,000		
	19	Citywide Striping	\$ -	\$ 260,000	\$ 250,000	\$ 40,000	\$ 40,000	\$ 40,000
	20	Citywide Traffic Signal Upgrades- Prospect Avenue Corridor	\$ -	\$ 50,000				
	57	Civic Center Safety and Workplace Health Improvements	\$ 66,965	\$ 100,000	\$ 100,000	\$ 100,000	\$ 100,000	\$ 100,000
	9	Drainage Improvement Project	\$ 365,958	\$ 300,000	\$ 200,000	\$ 200,000	\$ 200,000	\$ 200,000
	58	EV Charging Infrastructure	\$ -	\$ 50,000	\$ 50,000	\$ 50,000		
	8	EWMP Implementation	\$ -	\$ 125,000	\$ 465,000	\$ 465,000	\$ 465,000	\$ 465,000
	60	Fire Department Station 1 Window Replacement	\$ -	\$ 50,000				
	59	Fire Stations and City Hall Parking Lot Security Design	\$ -	\$ 50,000	\$ 300,000			
	50	Parkette Retaining Wall Integrity Assessment	\$ -	\$ 100,000				
	61	Police Department Pier Sub-station Refurbishment	\$ -	\$ 250,000				
	62	Police Station Improvements	\$ 68,785	\$ 150,000				
	63	PD Shooting Range Upgrade Feasibility/Site Prep	\$ 3,600		\$ 350,000			
	7	Santa Monica Bay Near/Offshore Debris TMDL	\$ 52,745		\$ 100,000	\$ 50,000	\$ 50,000	\$ 50,000
	25	Sidewalk Improvements & Repairs	\$ 379,356	\$ 50,000	\$ 50,000	\$ 50,000	\$ 50,000	\$ 50,000
	30	Traffic Calming Improvement- Citywide	\$ 104,623	\$ 200,000	\$ 50,000	\$ 50,000	\$ 50,000	\$ 50,000
	66	Veterans Park Historic Library Improvements	\$ 250,000	\$ 250,000				
	46	<i>Andrews Park Exercise Course</i>	\$ 100,000					
	46	<i>Andrews Park Restroom</i>	\$ 120,000					
	12	<i>Artesia Blvd Property Acquisition</i>	\$ 750,000					
	53	<i>Beach Bluff Pedestrian Path Lighting Replacement</i>	\$ 300,000					
	46	<i>Community Garden Infrastructure Improvements</i>	\$ 91,702					
	53	<i>Community Services Dept. Relocation Assess.</i>	\$ 100,000					
	67	<i>District Discretionary Infrastructure- D1</i>	\$ 100,000					
	67	<i>District Discretionary Infrastructure- D2</i>	\$ 86,897					
	67	<i>District Discretionary Infrastructure- D3</i>	\$ 100,000					
	67	<i>District Discretionary Infrastructure- D5</i>	\$ 100,000					
	67	<i>District Discretionary Infrastructure- Mayor</i>	\$ 100,000					
	46	<i>Dog Runs- AV/Andrews/ SCE/Franklin/ Lilienthal</i>	\$ 130,158					
	46	<i>Dominguez Park Dog Park Improvements</i>	\$ 43,663					
	48	<i>Dominguez Park Play Equipment, Landscape, W</i>	\$ 240,000					
	12	<i>Garnett Resurfacing- Broadway to Francisca</i>	\$ 250,000					
	12	<i>Grant Ave Bulbouts</i>	\$ 375,000					

Proposed Five Year CIP Funding - FY 22-23 to FY 26-27
with Projected FY 21-22 Carryover Funds
(Carryover Projects and Funds are shown in italics)

Fund Number/Name	Page Number	Projects	Est. 21-22 C/O	FY 22-23	FY 23-24	FY 24-25	FY 25-26	FY 26-27
	12	<i>Grant Flash Crosswalk Intersections</i>	\$ 75,000					
	12	<i>Median Renovations</i>	\$ 50,417					
	31	<i>Mole D Marquis Sign</i>	\$ 100,000					
	67	<i>Path of History - Vincent</i>	\$ 8,993					
	46	<i>Pickleball Court Feasibility Study</i>	\$ 53,800					
	41	<i>Pier Restroom Improvements</i>	\$ 292,419					
	46	<i>Play Surf Repl @Anderson,Aviation,Perry&Turtle</i>	\$ 40,000					
	53	<i>RBPAC Modernization</i>	\$ 527,031					
	12	<i>Riviera Village Sidewalk Pavers</i>	\$ 300,000					
	27	<i>Residential Street Rehabilitation</i>	\$ 813,334					
	12	<i>SCE ROW NRB Bike Path Beautification</i>	\$ 117,256					
	12	<i>SCE ROW West of PCH Landscape Improvements</i>	\$ 138,100					
	43	<i>Seaside Lagoon</i>	\$ 500,000					
	46	<i>Vincent Park Playground Equipment Repair</i>	\$ 12,133					
	46	<i>Wilderness Park Pond Refurbishment</i>	\$ 250,000					
	46	<i>Wilderness Park Improvements</i>	\$ 16,022					
		TOTAL	\$ 7,718,366	\$ 2,065,000	\$ 2,250,000	\$ 1,055,000	\$ 955,000	\$ 955,000
300-Capital Projects - Community Financing Auth.	63	PD Shooting Range Upgrade Design/Environ.	\$ 300,000	\$ 647,651	\$ 750,000	\$ 697,000	\$ 50,000	\$ 50,000
		TOTAL	\$ 300,000	\$ 647,651	\$ 750,000	\$ 697,000	\$ 50,000	\$ 50,000
300-Capital Projects - PEG Fees	64	RBTB Broadcast Fac/City Council Chamber Upgr.	\$ 174,025	\$ 190,000				
		TOTAL	\$ 174,025	\$ 190,000	\$ -	\$ -	\$ -	\$ -
300-Capital Projects - Trash Hauler Impact	26	Citywide Slurry Seal Program	\$ 281,645	\$ 311,370	\$ 320,711	\$ 330,332	\$ 340,242	\$ 350,449
		TOTAL	\$ 281,645	\$ 311,370	\$ 320,711	\$ 330,332	\$ 340,242	\$ 350,449
300-Capital Projects Assessment 92-1 District	24	<i>Manhattan Beach Boulevard Resurfacing</i>	\$ 143,058					
			\$ 143,058	\$ -	\$ -	\$ -	\$ -	\$ -
302-Major Facilities Reconstruction	53	<i>Redondo Beach Performing Arts Center Modernization</i>	\$ 400,000					
	53	<i>City Hall Window and Storefront Improvements</i>	\$ 240,000					
			\$ 640,000	\$ -	\$ -	\$ -	\$ -	\$ -
303-Open Space Acquisition	46	Dominguez Park Dog Park Improvements	\$ 185,380					
	31	<i>Powerplant Property Matters</i>	\$ 18,047					
			\$ 203,427	\$ -	\$ -	\$ -	\$ -	\$ -
600-Tidelands	35	Harbor Dredging - Construction	\$ 2,300,000	\$ 2,200,000				
	38	Pier Deck & Piling Structure Repair	\$ 1,178	\$ 200,000	\$ 200,000	\$ 200,000	\$ 200,000	\$ 200,000
	34	Relocation of Boat Launch- Assess/Design/ Site	\$ 542,830	\$ 250,000	\$ 4,500,000			
	42	Sea Level Rise Preparation Master Planning	\$ 200,000					
	45	Waterfront Education Center Pre-Design	\$ 75,000					
	31	Replacement of Hand Launch Dock	\$ 45,000		\$ 300,000			
	43	Seaside Lagoon	\$ 500,000					
	44	Sport Fishing Pier Demolition & Reconstruction					\$ 6,000,000	
	31	<i>Replacement of Harbor Patrol Docks</i>	\$ 1,789,368					
	31	<i>Moonstone Park Area Design & Construction</i>	\$ 2,110,026					
	31	<i>Pier Decorative Sculpture Sails - Repainting</i>	\$ 98,296					
	39	<i>Pier Parking Structures Critical Repair</i>	\$ 59,695					
	31	<i>Pier Light Fixture Replacement</i>	\$ 17,150					
		TOTAL	\$ 7,463,542	\$ 2,925,000	\$ 5,000,000	\$ 200,000	\$ 6,200,000	\$ 200,000

Proposed Five Year CIP Funding - FY 22-23 to FY 26-27
with Projected FY 21-22 Carryover Funds
(Carryover Projects and Funds are shown in italics)

Fund Number/Name	Page Number	Projects	Est. 21-22 C/O	FY 22-23	FY 23-24	FY 24-25	FY 25-26	FY 26-27
601-Uplands	36	International Boardwalk Surface Repair	\$ -	\$ 500,000				
	40	Pier Parking Structure Security Enhancements	\$ -	\$ 600,000				
	41	Pier Restroom Improvements		\$ 250,000	\$ 250,000	\$ 250,000	\$ 250,000	\$ 250,000
	42	Sea Level Rise Preparation Master Planning	\$ -	\$ 50,000	\$ 500,000	\$ 500,000	\$ 500,000	\$ 500,000
	37	Redondo Beach Marina Parking Lot Pay Station	\$ 196,800	\$ 100,000				
	33	Basin 3 Seawall Improvements	\$ -	\$ 950,000				
	32	Basin 3 Marina Boat Slip Improvements-Design	\$ 150,000	\$ 3,100,000				
	39	Pier Parking Structures Critical Repair	\$ 50,014	\$ 1,200,000	\$ 1,200,000	\$ 1,200,000	\$ 1,200,000	\$ 1,200,000
	46	<i>Play Surf Repl @Anderson,Aviation,Perry&Turtle</i>	\$ 20,000					
	34	<i>Relocation of Boat Launch - Assess/Design/Site</i>	\$ 6,949					
		TOTAL	\$ 423,763	\$ 1,500,000	\$ 6,000,000	\$ 1,950,000	\$ 1,950,000	\$ 1,950,000
603-Wastewater	3	Portofino Way Sewer Pump Station	\$ 2,112,423	\$ 2,086,340				
	6	Yacht Club Way Sewer Pump Station	\$ 1,550,806	\$ 1,700,000				
	5	Sanitary Sewer System Camera Inspection	\$ -	\$ 1,000,000				\$ 1,000,000
	1	<i>Basin 2 Sewer Pump Out Station Upgrades</i>	\$ 1,794,161					
	2	<i>Morgan Sewer Pump Station</i>	\$ 200,000	\$ 2,500,000				
	4	<i>Sanitary Sewers Facilities Rehabilitation</i>	\$ 1,768,678	\$ -	\$ 1,000,000	\$ 1,000,000	\$ 1,000,000	\$ 1,000,000
	1	<i>Alta Vista Sewer Pump Station</i>	\$ 194,939					
	1	<i>Sanitary Sewer SCADA Installation</i>	\$ 522,914					
		TOTAL	\$ 8,143,921	\$ 4,786,340	\$ 3,500,000	\$ 1,000,000	\$ 1,000,000	\$ 2,000,000
700-Self Insurance Fund	68	City Monument Sign Replacement	\$ -	\$ 100,000	\$ 100,000	\$ 100,000	\$ 100,000	\$ 100,000
		TOTAL	\$ -	\$ 100,000	\$ 100,000	\$ 100,000	\$ 100,000	\$ 100,000
701-Vehicle Replacement	52	<i>City Fueling Station Replacement - Design Build</i>	\$ 267,396					
	31	<i>Powerplant Property Matters</i>	\$ 121,485					
		TOTAL	\$ 388,881	\$ -	\$ -	\$ -	\$ -	\$ -
705-Emergency Communication Fun	31	<i>Powerplant Property Matters</i>	\$ 121,485					
		TOTAL	\$ 121,485	\$ -	\$ -	\$ -	\$ -	\$ -
707-Major Facilities Repair Fund	66	<i>Veterans Park Historic Library Improvements</i>	\$ 155,000					
		<i>City Facility HVAC Replacement</i>	\$ 358,309					
		<i>City Facility Roof Replacement</i>	\$ 267,182					
		TOTAL	\$ 780,491	\$ -	\$ -	\$ -	\$ -	\$ -
TOTAL			\$ 57,099,340	\$ 33,687,645	\$ 25,982,421	\$ 11,890,832	\$ 12,950,742	\$ 7,730,949
			Recommended 5 Year Total w/Carryovers					\$ 149,341,929

**Unfunded and Underfunded CIP Projects by Fund
FY 22-23 to FY 26-27**

Project Name	Five Year Recommended & C/O Funds	230-Grants	254-Subdivisic Park Trust	300-Capital Projects (Gen'l Fund)	600/601 Harbor Enterprise	Donations	Developer	Bonds	Unfunded/ Underfunded TOTAL
DRAINAGE IMPROVEMENTS									
Citywide Drainage Rehabilitation	\$ 1,686,385			\$ 1,300,000					\$ 1,300,000
SUB-TOTAL	\$ 1,686,385	\$ -	\$ -	\$ 1,300,000	\$ -	\$ -	\$ -	\$ -	\$ 1,300,000
STREET IMPROVEMENTS									
Broadway/Sapphire Intersection Modifications		\$ 312,000		\$ 312,000					\$ 624,000
Catalina Streetscape Improvements						\$ 1,560,000			\$ 1,560,000
Garnet/Catalina Accessible Pedestrian Signal		\$ 78,000							\$ 78,000
Grant Avenue Pedestrian Improvements		\$ 650,000							\$ 650,000
I-405 Freeway On/Off Ramp Landscaping		\$ 819,000							\$ 819,000
I-405 Freeway SB On Ramp at Inglewood Avenue		\$ 13,780,000							\$ 13,780,000
Residential St. Reconstruction-Deferred Main.	\$ 750,000			\$ 15,600,000					\$ 15,600,000
Riviera Village Streetscape Completion		\$ 11,570,000							\$ 11,570,000
SUB-TOTAL	\$ 750,000	\$ 27,209,000	\$ -	\$ 15,912,000	\$ -	\$ -	\$ 1,560,000	\$ -	\$ 44,681,000
PARK IMPROVEMENTS									
Anderson Park Improvements - Phase 1B (Fountain)			\$ 273,000						\$ 273,000
Anderson Park Improvements - Phase 2			\$ 520,000						\$ 520,000
Anderson Park Improvements - Phase 3			\$ 169,000						\$ 169,000
Anderson Park Improvements - Phase 4			\$ 708,500						\$ 708,500
Anderson Park Improvements - Phase 5			\$ 455,000						\$ 455,000
Anderson Park Improvements - Phase 6			\$ 1,326,000						\$ 1,326,000
Anderson Park Improvements - Phase 7			\$ 1,417,000						\$ 1,417,000
Mc Neill Parkette				\$ 97,500					\$ 97,500
North Redondo Beach Recycled Water Installation		\$ 5,512,000							\$ 5,512,000
SCE ROW West of PCH Landscape Impr.	\$ 150,000	\$ 2,405,000							\$ 2,405,000
Sneary Parkette Decorative Fence				\$ 78,000					\$ 78,000
SUB-TOTAL	\$ 150,000	\$ 7,917,000	\$ 4,868,500	\$ 175,500	\$ -	\$ -	\$ -	\$ -	\$ 12,961,000
PUBLIC FACILITY IMPROVEMENTS									
Anderson Park Community Center (Phase 8)				\$ 9,932,000					\$ 9,932,000
City Hall Replacement							\$ 45,500,000		\$ 45,500,000
Corporation Yard				\$ 32,500,000					\$ 32,500,000
Dominguez Park Community Center				\$ 1,950,000					\$ 1,950,000
Fire Stations 1 & 2 Modernization							\$ 26,000,000		\$ 26,000,000
Main Library Administration Carpet Replacement				\$ 91,000					\$ 91,000
New Police Station							\$ 58,500,000		\$ 58,500,000
Police Department Lobby & Records Unit Impr.				\$ 2,366,000					\$ 2,366,000
Seaside Lagoon Rehabilitation ¹					\$ 33,000,000				\$ 33,000,000
SUB-TOTAL	\$ -	\$ -	\$ -	\$ 46,839,000	\$ 33,000,000	\$ -	\$ -	\$ 130,000,000	\$ 209,839,000

Unfunded and Underfunded CIP Projects by Fund FY 22-23 to FY 26-27

Project Name	Five Year Recommended & C/O Funds	230-Grants	254-Subdivisic Park Trust	300-Capital Projects (Gen'l Fund)	600/601 Harbor Enterprise	Donations	Developer	Bonds	Unfunded/ Underfunded TOTAL
GENERAL IMPROVEMENTS									
Ainsworth Court Stairs Rehabilitation		\$ 637,000							\$ 637,000
SUB-TOTAL	\$ -	\$ 637,000	\$ -	\$ -		\$ -	\$ -	\$ -	\$ 637,000
TOTAL	\$ 2,586,385	\$ 35,763,000	\$ 4,868,500	\$ 64,226,500	\$ 33,000,000	\$ -	\$ 1,560,000	\$ 130,000,000	\$ 269,418,000

Note 1: Engineering estimate range from \$20 million to \$30 million

**SUMMARY OF ESTIMATED REVENUES, EXPENDITURES, & ESTIMATED CHANGES IN FUND BALANCES
AFTER CITY MANAGER RECOMMENDATIONS**

		+	-	+	-	-	+
<i>Fund</i>	Estimated Fund Balances July 1, 2022	Proposed Revenues 2022-23	Proposed Expenditures 2022-23	Transfers In	Transfers Out	Net City Manager Recommended Expenditures	Estimated Fund Balances June 30, 2023
General Fund	11,078,523	99,613,990	99,249,950	1,750,927	2,721,844	8,656,845	1,814,801
State Gas Tax	1,018,427	3,475,852	1,563,243	-	-	1,790,000	1,141,035
Storm Drain Improvement	146,113	30,000	-	-	-	-	176,113
Street Landscaping & Lighting	-	1,530,600	2,597,707	1,067,107	-	-	-
Local Transportation Article 3	(8,763)	62,594	-	-	-	62,594	(8,763)
Measure M	172,638	1,173,593	342	-	-	1,300,000	45,889
Proposition A	1,244,912	1,651,996	-	-	830,674	-	2,066,234
Proposition C	63,971	1,465,403	1,605	-	-	1,300,000	227,769
Measure R	166,026	1,024,052	-	-	-	1,135,000	55,078
Transit	-	4,468,111	5,298,785	830,674	-	163,050	(163,050)
Measure W	-	720,000	242,093	-	-	500,000	(22,093)
Air Quality Improvement	144,545	90,000	72,793	-	-	-	161,751
Intergovernmental Grants	-	12,233,939	3,598,329	-	-	10,498,465	(1,862,855)
Comm Develop Block Grant	(291,771)	476,793	161,668	-	-	145,845	(122,491)
Housing Authority	1,539,986	6,627,168	6,669,968	-	-	-	1,497,186
Parks & Recreation Facilities	(8,156)	31,500	-	-	-	-	23,344
Narcotic Forfeiture & Seizure	158,415	30,000	61,130	-	-	-	127,285
Subdivision Park Trust	429,876	1,162,500	-	-	-	530,000	1,062,376
Disaster Recovery	208,048	51,000	17,060	-	-	-	241,988
CalPERS Reserve	5,105,721	-	-	-	-	-	5,105,721
Capital Projects	2,237,793	491,370	174,619	812,381	-	3,214,021	152,904
Major Facilities Reconstruction	20,714	-	-	-	-	-	20,714
Open Space Acquisition	1,100,120	-	-	-	-	-	1,100,120
Harbor Tidelands	11,023,105	6,547,997	6,906,996	-	100,189	3,171,830	7,392,086
Harbor Uplands	4,719,900	5,840,200	4,307,982	-	1,650,738	1,752,318	2,849,062
Solid Waste	2,265,338	6,056,272	5,639,324	4,000	-	70	2,686,216
Wastewater	8,838,733	5,871,645	3,526,060	-	-	4,825,993	6,358,325
Self-Insurance Program	(8,065,328)	8,079,579	7,324,206	-	-	-	(7,309,955)
Vehicle Replacement	6,051,078	3,355,361	3,446,280	-	-	2,322,916	3,637,243
Building Occupancy	1,186,968	3,110,802	3,322,430	-	-	20,000	955,340
Information Technology	(785,718)	4,250,667	4,415,865	-	-	386,245	(1,337,161)
Emergency Communications	2,355,949	4,148,630	2,786,657	-	-	53,100	3,664,822
Major Facilities Repair	(234,096)	107,077	-	-	-	-	(127,019)
Total Before Adjustments	51,883,067	183,778,691	161,385,092	4,465,088	5,303,445	41,828,293	31,610,015
Less: Int Svc Fds/Overhead	-	(31,256,177)	(31,256,177)	-	-	-	-
Total City	51,883,067	152,522,514	130,128,915	4,465,088	5,303,445	41,828,293	31,610,015
Community Financing Authority	4,700,416	13,376,289	15,027,026	2,463,119	812,381	-	4,700,416
Successor Agency	2,477	1,280,272	217,891	-	812,381	-	252,477
Housing Successor Agency	3,791,411	999,791	1,162,723	-	-	-	3,628,479
Grand Total	60,377,371	168,178,866	146,536,555	6,928,207	6,928,207	41,828,293	40,191,387

**Previously Funded Carryover Projects
Currently In Design, Out to Bid, or In Construction
(As of 5/15/22)**

Project Category	Project Number	Initial FY of Funding	Project Title	FY 21-22 Appropriation		Estimated FY 21-22 Carryover	
Sewer	50300	FY19-20	Alta Vista Sewer Pump Station Design/Construction	\$	3,660,703	\$	194,939
Sewer	50310	FY19-20	Basin 2 Sewer Pump Out Station Upgrades	\$	1,794,161	\$	1,794,161
Sewer	50320	FY 20-21	Morgan Sewer Pump Station Design/Construction	\$	200,000	\$	200,000
Sewer	50230	FY12-13	Sanitary Sewer SCADA Installation	\$	559,196	\$	522,914
TOTAL				\$	6,214,060	\$	2,712,014

CITY OF REDONDO BEACH CAPITAL IMPROVEMENT PROJECT INFORMATION

PROJECT TITLE:
**Morgan Sewer Pump Station
Design/Construction**

DEPARTMENT: Public Works

PROJECT MANAGER: Geraldine Trivedi

ESTIMATED SCHEDULE: Begin design in
Fiscal Year 23-24.

PROJECT DESCRIPTION: The Morgan Sewer Pump Station project will replace the existing deficient and damaged pump house, discharge and suction pipes, valves, wet and dry wells, controls, electronics, and mechanical components. This project includes the design and construction phases.

JUSTIFICATION: It is the City's responsibility to proactively manage, operate, and maintain all parts of the sanitary sewer system. The project supports the Strategic Plan goal to assess, prioritize, and plan for park/open space acquisition and for reconstruction of major City facilities and infrastructure.

Project Location
Morgan Sewer Pump Station



Funding Sources	Est. C/O	FY 22/23	FY 23/24	FY 24/25	FY 25/26	FY 26/27
Wastewater Fees	\$ 200,000		\$ 2,500,000			
TOTAL	\$ 200,000	\$ -	\$ 2,500,000	\$ -	\$ -	\$ -

Project Costs	FY 22/23	FY 23/24	FY 24/25	FY 25/26	FY 26/27
Design		\$ 200,000			
Construction			\$ 2,500,000		
TOTAL	\$ -	\$ 200,000	\$ 2,500,000	\$ -	\$ -

NOTES:

FUND:	603 - Wastewater
PROJECT NO.:	50320
PROJECT TYPE:	Rehabilitation
CATEGORY:	Sewer
INITIAL YEAR OF FUNDING:	FY20-21

CITY OF REDONDO BEACH CAPITAL IMPROVEMENT PROJECT INFORMATION

PROJECT TITLE:
Portofino Way Sewer Pump Station Design and Rebuild

DEPARTMENT: Public Works

PROJECT MANAGER: Geraldine Trivedi

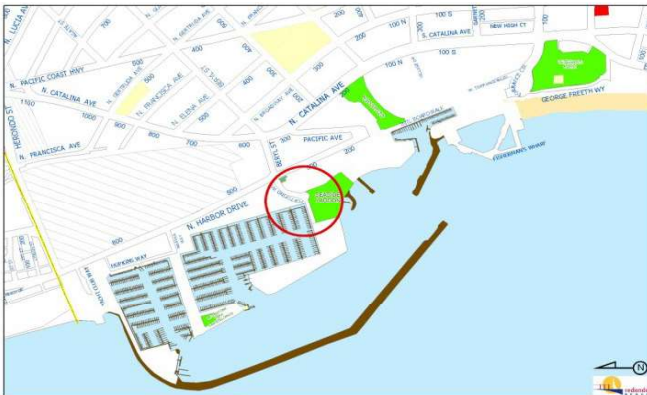
ESTIMATED SCHEDULE: Construction in FY 22-23.

PROJECT DESCRIPTION: Design and reconstruct the Portofino Way Sanitary Sewer. The project will replace the existing deficient and damaged pump house, discharge and suction pipes, valves, wet and dry wells, controls, electronics, and mechanical components.

JUSTIFICATION: It is the City's responsibility to proactively manage, operate, and maintain all parts of the sanitary sewer system. The project supports the Strategic Plan goals to vitalize the waterfront and to assess, prioritize, and plan for park/open space acquisition, and for reconstruction of major City facilities and infrastructure.

Project Location

Portofino Way Sewer Pump Station



Funding Sources	Est. C/O	FY 22/23	FY 23/24	FY 24/25	FY 25/26	FY 26/27
Wastewater Fees	\$ 2,112,423	\$ 2,086,340				
TOTAL	\$ 2,112,423	\$ 2,086,340	\$ -	\$ -	\$ -	\$ -

Project Costs	FY 22/23	FY 23/24	FY 24/25	FY 25/26	FY 26/27
Construction	\$ 4,198,763				
TOTAL	\$ 4,198,763	\$ -	\$ -	\$ -	\$ -

NOTES:

FUND:	603 - Wastewater
PROJECT NO.:	50210
PROJECT TYPE:	Rehabilitation
CATEGORY:	Sewer
INITIAL YEAR OF FUNDING:	FY 09-10

CITY OF REDONDO BEACH CAPITAL IMPROVEMENT PROJECT INFORMATION

PROJECT TITLE:
Sanitary Sewer Facilities Rehabilitation

DEPARTMENT: Public Works

PROJECT MANAGER: Geraldine Trivedi

ESTIMATED SCHEDULE: Continuous

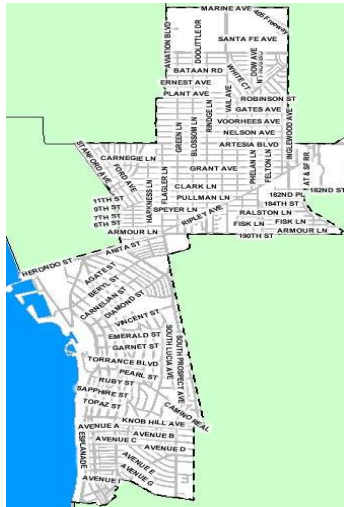
PROJECT DESCRIPTION:

This Project is intended to maintain and improve the City's sewer infrastructure to meet existing and future sewer demands.

JUSTIFICATION:

Through the City's sewer video inspection program, the entire sewer system has been documented for damage and deficiencies. The inspection has revealed that the existing sanitary sewer system sustains various damage patterns and deficiencies that require repair and/or replacement. Failure to perform the required repairs could cause serious backups or spills. The project supports the Strategic Plan goal to assess, prioritize, and plan for park/open space acquisition and for reconstruction of major City facilities and infrastructure.

Project Location
Various Locations in the City



CITY OF REDONDO BEACH CAPITAL IMPROVEMENT PROJECT INFORMATION

PROJECT TITLE:
Sanitary Sewer System Camera Inspection

DEPARTMENT: Public Works

PROJECT MANAGER: Geraldine Trivedi

ESTIMATED SCHEDULE: Continuous

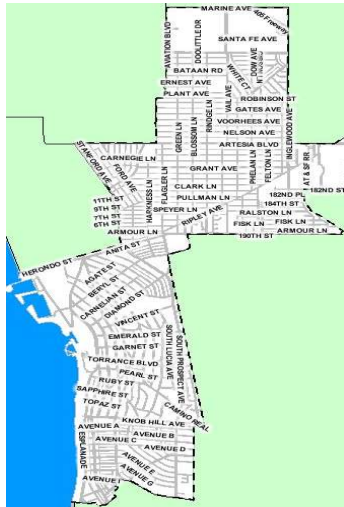
PROJECT DESCRIPTION:

This Project is intended to maintain and improve the City's sewer infrastructure to meet existing and future sewer demands.

JUSTIFICATION:

Through the City's sewer video inspection program, the entire sewer system needs to be documented every few years to determine damage and deficiencies. The project supports the Strategic Plan goal to assess, prioritize, and plan for park/open space acquisition and for reconstruction of major City facilities and infrastructure.

Project Location
Various Locations in the City



Funding Sources	Est. C/O	FY 22/23	FY 23/24	FY 24/25	FY 25/26	FY 26/27
Wastewater Fees		\$ 1,000,000				\$ 1,000,000
TOTAL	\$ -	\$ 1,000,000	\$ -	\$ -	\$ -	\$ 1,000,000

Project Costs	FY 22/23	FY 23/24	FY 24/25	FY 25/26	FY 26/27
Construction	\$ 1,000,000				\$ 1,000,000
TOTAL	\$ 1,000,000	\$ -	\$ -	\$ -	\$ 1,000,000

NOTES:

FUND:	603 - Wastewater
PROJECT NO.:	50240
PROJECT TYPE:	Rehabilitation
CATEGORY:	Sewer
INITIAL YEAR OF FUNDING:	FY 13-14

CITY OF REDONDO BEACH CAPITAL IMPROVEMENT PROJECT INFORMATION

PROJECT TITLE:
Yacht Club Way Sewer Pump Station
Construction

DEPARTMENT: Public Works

PROJECT MANAGER: Geraldine Trivedi

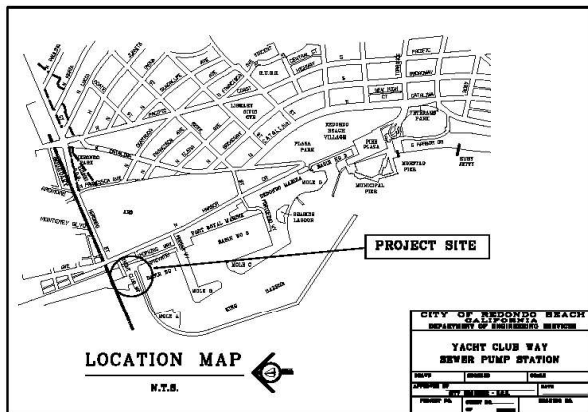
ESTIMATED SCHEDULE: Begin construction in
FY 22-23.

PROJECT DESCRIPTION: The Yacht Club Way Sewer Pump Station project will replace the existing deficient and damaged pump house, discharge and suction pipes, valves, wet and dry wells, controls, electronics, and mechanical components. This project includes the construction phase.

JUSTIFICATION: It is the City's responsibility to proactively manage, operate, and maintain all parts of the sanitary sewer system. The project supports the Strategic Plan goals to vitalize the waterfront and to assess, prioritize, and plan for park/open space acquisition, and for reconstruction of major City facilities and infrastructure.

Project Location

Yacht Club Way Sewer Pump Station



Funding Sources	Est. C/O	FY 22/23	FY 23/24	FY 24/25	FY 25/26	FY 26/27
Wastewater Fees	\$ 1,550,806	\$ 1,700,000		\$ -		
TOTAL	\$ 1,550,806	\$ 1,700,000	\$ -	\$ -	\$ -	\$ -

Project Costs	FY 22/23	FY 23/24	FY 24/25	FY 25/26	FY 26/27
Construction	\$ 3,250,806		\$ -		
TOTAL	\$ 3,250,806	\$ -	\$ -	\$ -	\$ -

NOTES:

FUND:	603 - Wastewater
PROJECT NO.:	50260
PROJECT TYPE:	Rehabilitation
CATEGORY:	Sewer
INITIAL YEAR OF FUNDING:	FY 14-15

CITY OF REDONDO BEACH CAPITAL IMPROVEMENT PROJECT INFORMATION

PROJECT TITLE:
Santa Monica Bay Near/Offshore Debris TMDL

DEPARTMENT: Public Works

PROJECT MANAGER: Geraldine Trivedi

ESTIMATED SCHEDULE: Ongoing

PROJECT DESCRIPTION: The Santa Monica Bay nearshore and offshore debris Total Maximum Daily Load (TMDL) was adopted by the Los Angeles Regional Water Quality Control Board on November 4, 2010 and became effective on March 20, 2012. The City is subject to the new regulation: zero trash in Santa Monica Bay and zero plastic pellets in Santa Monica Bay. Four years from the effective date of the TMDL, the City is responsible to achieve 20% trash reduction; five years - 40%; six years - 60%; seven years - 80%; and eight years - 100% trash reduction. The compliance milestones have been incorporated into the new Municipal NPDES permit. The project includes the installation and maintenance of catch basin trash screeners.

JUSTIFICATION: The project is necessary to meet NPDES mandates and supports the City's strategic plan goals to maintain a high level of public safety with public engagement and ensure sustainability, livability, and health by completing the General Plan Update and by implementing environmentally responsible programs.

Project Location
Various Locations in the City



DRAINAGE

Funding Sources	Est. C/O	FY 22/23	FY 23/24	FY 24/25	FY 25/26	FY 26/27
Stormwater Fee						
Measure W	\$ 109,027					
Capital Projects			\$ 100,000	\$ 50,000	\$ 50,000	\$ 50,000
TOTAL	\$ 109,027	\$ -	\$ 100,000	\$ 50,000	\$ 50,000	\$ 50,000

Project Costs	FY 22/23	FY 23/24	FY 24/25	FY 25/26	FY 25/27
Implementation		\$ 100,000	\$ 50,000	\$ 50,000	\$ 50,000
TOTAL	\$ -	\$ 100,000	\$ 50,000	\$ 50,000	\$ 50,000

NOTES:

FUND:

204-Stormwater/217-Meas. W/300 - CIP

PROJECT NO.:

60190

PROJECT TYPE:

Construction

CATEGORY:

Drainage

INITIAL YEAR OF FUNDING:

FY 04-05

CITY OF REDONDO BEACH CAPITAL IMPROVEMENT PROJECT INFORMATION

PROJECT TITLE:
Enhanced Watershed Management Plan
(EWMP) Implementation

DEPARTMENT: Public Works

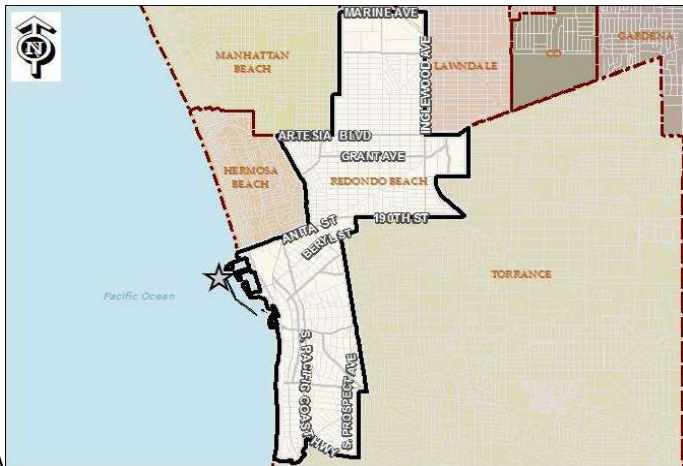
PROJECT MANAGER: Geraldine Trivedi

ESTIMATED SCHEDULE: Ongoing

PROJECT DESCRIPTION: The new Municipal MS4 NPDES permit was adopted by the Regional Board on November 8, 2012 and became effective on December 28, 2012. The City joined with neighboring cities to develop an Enhanced Watershed Management Program (EWMP) to implement various permit requirements. EWMP implementation will include both structural water quality enhancement projects and non-structural measures that address the need to comply with three new TMDLs recently approved by the EPA. They are PCB/DDT and debris for Santa Monica Bay and toxics for Dominguez Channel. Structural projects include dry weather diversion projects such as the Regional Green Streets Project and the Alondra Park Infiltration Project.

JUSTIFICATION: The project supports the City's strategic plan goals to maintain a high level of public safety with public engagement and ensure sustainability, livability, and health by completing the General Plan Update and by implementing environmentally responsible programs.

Project Location
Various Locations in the City



DRAINAGE

Funding Sources	Est. C/O	FY 22/23	FY 23/24	FY 24/25	FY 25/26	FY 26/27
Stormwater						
Measure W	\$ 862,500	\$ 287,000	\$ 500,000	\$ 500,000	\$ 500,000	\$ 500,000
Capital Projects		\$ 125,000	\$ 465,000	\$ 465,000	\$ 465,000	\$ 465,000
TOTAL	\$ 862,500	\$ 412,000	\$ 965,000	\$ 965,000	\$ 965,000	\$ 965,000

Project Costs	FY 22/23	FY 23/24	FY 24/25	FY 24/26	FY 24/27
Programs	\$ 125,000				
Construction	\$ 965,000	\$ 965,000	\$ 965,000	\$ 965,001	\$ 965,002
TOTAL	\$ 1,090,000	\$ 965,000	\$ 965,000	\$ 965,001	\$ 965,002

NOTES:

204-Stormwater/217-W/300 - CIP

60150

Construction

Drainage

FY 03-04

CITY OF REDONDO BEACH CAPITAL IMPROVEMENT PROJECT INFORMATION

PROJECT TITLE:
Drainage Improvement Project - Construction

DEPARTMENT: Public Works

PROJECT MANAGER: Geraldine Trivedi

ESTIMATED SCHEDULE: Construction commenced in Fiscal Year 21-22.

PROJECT DESCRIPTION: This project will replace all of the corrugated metal pipe (CMP), cross-drains and culverts throughout the City with reinforced concrete pipe (RCP) of similar size. It will also address nuisance water locations. The estimated length of CMP is approximately 25,000 lineal feet ranging in size from 18 to 48 inches in diameter. Cross-drains and culverts are located in 25 locations throughout the City. This phase of the project is for construction.

JUSTIFICATION: CMP leaks can cause sink holes to occur in City streets. The project supports the Strategic Plan goal to assess, prioritize, and plan for park/open space acquisition and for reconstruction of major City facilities and infrastructure.

Project Location
Various Locations in the City



Funding Sources	Est. C/O	FY 22/23	FY 23/24	FY 24/25	FY 25/26	FY 26/27
Capital Projects	\$ 365,958	\$ 300,000	\$ 200,000	\$ 200,000	\$ 200,000	\$ 200,000
CFA Funds						
TOTAL	\$ 365,958	\$ 300,000	\$ 200,000	\$ 200,000	\$ 200,000	\$ 200,000

Project Costs	FY 22/23	FY 23/24	FY 24/25	FY 25/26	FY 26/27
Construction	\$ 300,000	\$ 200,000	\$ 200,000	\$ 200,000	\$ 200,000
TOTAL	\$ 300,000	\$ 200,000	\$ 200,000	\$ 200,000	\$ 200,000

NOTES:

FUND:		300-CIP; 300-CFA Funds
PROJECT NO.:		60260
PROJECT TYPE:		Construction
CATEGORY:		Drainage
INITIAL YEAR OF FUNDING:		FY 17-18

CITY OF REDONDO BEACH CAPITAL IMPROVEMENT PROJECT INFORMATION

PROJECT TITLE:
Green Street Improvements

DEPARTMENT: Public Works

PROJECT MANAGER: Geraldine Trivedi

ESTIMATED SCHEDULE: Construction in Fiscal Year 22-23.

PROJECT DESCRIPTION: Green streets provide an economical alternative to increasing pipe size in the City's and County's stormdrain system and are a cost-effective dry well bypass system that allows capture of excess runoff volume. Additionally, green street features, including infiltration wells and permeable pavers, control the peak rate from high intensity storm events, alleviate localized flooding/ponding, and can recharge groundwater.

JUSTIFICATION: Green street features are a cost effective way to reduce localized flooding and reduce urban run-off. The project supports the Strategic Plan goal to assess, prioritize, and plan for park/open space acquisition and for reconstruction of major City facilities and infrastructure.

Project Location
Various Locations in the City



Funding Sources	Est. C/O	FY 22/23	FY 23/24	FY 24/25	FY 25/26	FY 26/27
Measure M	\$ 200,000		\$ 200,000	\$ 200,000	\$ 200,000	\$ 200,000
Measure W		\$ 213,000				
TOTAL	\$ 200,000	\$ 213,000	\$ 200,000	\$ 200,000	\$ 200,000	\$ 200,000

Project Costs	FY 22/23	FY 23/24	FY 24/25	FY 25/26	FY 26/27
Construction	\$ 213,000	\$ 200,000	\$ 200,000	\$ 200,000	\$ 200,000
TOTAL	\$ 213,000	\$ 200,000	\$ 200,000	\$ 200,000	\$ 200,000

NOTES:

FUND:		211 - Measure M/ 217 - Measure W
PROJECT NO.:		60270
PROJECT TYPE:		Construction
CATEGORY:		Drainage
INITIAL YEAR OF FUNDING:		FY19-20

CITY OF REDONDO BEACH CAPITAL IMPROVEMENT PROJECT INFORMATION

PROJECT TITLE:
Fulton Playfield Infiltration Project

DEPARTMENT: Public Works

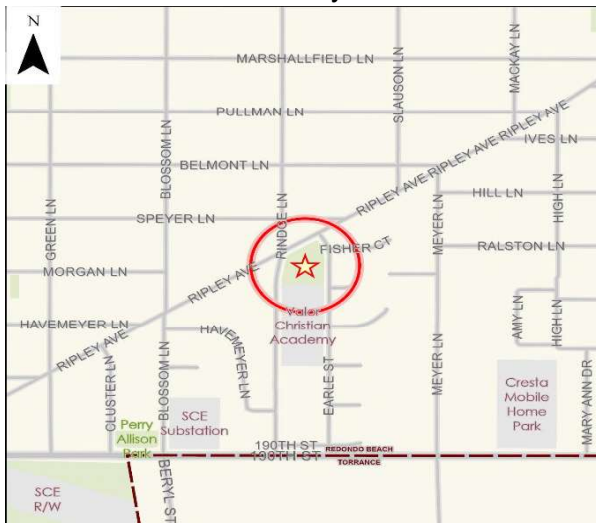
PROJECT MANAGER: Geraldine Trivedi

ESTIMATED SCHEDULE: Construction in Fiscal Year 23-24.

PROJECT DESCRIPTION: The Fulton Playfield Multi-Benefit Infiltration Project (Project) was identified as a critical project as part of the Beach Cities Watershed Management Group EWMP update. Fulton Playfield is a 1.25-acre open green space in the City of Redondo Beach. The Project will enhance an existing underground flood control basin managed by Los Angeles County Flood Control District (LACFCD) by modifying the inlet structure and adding infiltration drywells.

JUSTIFICATION: The proposed Project will provide significant water quality benefits while maintaining the flood control capacity of the existing basin. Key project benefits include dry and wet weather volume loss via infiltration drywells. The Project will modify the existing diversion structure to divert larger dry weather flows and all wet weather into

Project Location
Fulton Playfield



Funding Sources	Est. C/O	FY 22/23	FY 23/24	FY 24/25	FY 25/26	FY 26/27
230- Measure W		\$ 458,000	\$ 1,693,500	\$ 1,693,500	\$ 50,500	\$ 50,500
TOTAL	\$ -	\$ 458,000	\$ 1,693,500	\$ 1,693,500	\$ 50,500	\$ 50,500

Project Costs	FY 22/23	FY 23/24	FY 24/25	FY 25/26	FY 26/27
Construction		\$ 1,693,500	\$ 1,693,500	\$ 50,500	\$ 50,500
Design	\$ 458,000				
TOTAL	\$ 458,000	\$ 1,693,500	\$ 1,693,500	\$ 50,500	\$ 50,500

NOTES:

FUND:	211 - Measure M/ 217 - Measure W
PROJECT NO.:	New
PROJECT TYPE:	Construction
CATEGORY:	Drainage
INITIAL YEAR OF FUNDING:	FY 22-23

**Previously Funded Carryover Projects
Currently In Design, Out to Bid, or In Construction
(As of 5/15/22)**

Project Category	Project Number	Initial FY of Funding	Project Title		FY 21-22 Appropriation	Estimated FY 21-22 Carryover
Streets	41240	FY 20-21	Anita/Herondo and PCH WB Right Turn Lane	\$	2,500,000	\$ 2,500,000
Streets	20930	FY 21-22	Artesia Boulevard Property Acquisition	\$	750,000	\$ 750,000
Streets	40940	FY13-14	Bicycle Plan Grant - Beryl Street Bike Lanes	\$	136,829	\$ 136,829
Streets	40941	FY13-14	Bicycle Plan Grant - N. Catalina Ave. Bike Lanes	\$	414,370	\$ 414,370
Streets	40942	FY13-14	Bicycle Plan Grant - S. Catalina Ave./Ave. I Bike Lanes	\$	44,640	\$ 44,640
Streets	40943	FY13-14	Bicycle Plan Grant - Lilienthal Lane Bike Lanes	\$	282,525	\$ 282,525
Streets	40944	FY13-14	Bicycle Plan Grant - Torrance Boulevard Bike Lanes	\$	215,790	\$ 215,790
Streets	40945	FY13-14	Bicycle Plan Grant - Citywide Bike Facilities	\$	853,340	\$ 853,340
Streets	40120	FY09-10	Bus Bench and Shelter Replacement Program, Phase 2	\$	100,516	\$ 50,144
Streets	41320	FY 21-22	Garnet Resurfacing- Broadway to Francisca	\$	250,000	\$ 250,000
Streets	41340	FY 21-22	Grant Ave Bulbouts	\$	375,000	\$ 375,000
Streets	41350	FY 21-22	Grant Ave Flash Crosswalk- Aviation/McKay/Slauson	\$	75,000	\$ 75,000
Streets	41090	FY17-18	Grant Avenue Signal Improvements	\$	1,168,560	\$ 248,346
Streets	40960	FY13-14	Inglewood at MBB SB Right Turn Lane - Design/Const.	\$	4,305,631	\$ 4,131,083
Streets	41210	FY19-20	Inglewood Resurfacing - Marine to MBB	\$	130,000	\$ 130,000
Streets	41150	FY18-19	Kingsdale Avenue Widening	\$	981,153	\$ 11,153
Streets	41110	FY18-19	Median Renovations	\$	81,543	\$ 80,528
Streets	41250	FY 21-22	NRB Bikeway Extension - Felton Ln to Inglewood Ave	\$	1,000,000	\$ 1,000,000
Streets	41260	FY 21-22	NRB Bikeway Extension - Inglewood Ave/Grant Ave to Kingsdale Design	\$	200,000	\$ 200,000
Streets	40800	FY11-12	PCH Arterial Improvement Study/Design/Construction	\$	1,063,218	\$ 1,003,265
Streets	41220	FY19-20	Redondo Beach Boulevard Resurfacing - Artesia to Hawthorne	\$	70,000	\$ 70,000
Streets	41290	FY 21-22	Residential Street Reconstruction-Deferred Maintenance	\$	1,500,000	\$ 1,500,000
Streets	41310	FY 21-22	Riviera Village Sidewalk Pavers	\$	300,000	\$ 300,000
Streets	30850	FY 21-22	SCE ROW West of PCH Landscape Improvements	\$	150,000	\$ 138,100
Streets	30880	FY 21-22	SCE ROW NRB Bike Path Beautification	\$	140,000	\$ 117,256
Streets	41280	FY 20-21	Traffic Signal Communications and Network System (Grant Ave)	\$	2,000,000	\$ 2,000,000
Streets	41070	FY16-17	Torrance Blvd. & Francisca Ave. Traffic Signal Mods.	\$	260,862	\$ 249,714
TOTAL				\$	19,348,977	\$ 17,127,083

CITY OF REDONDO BEACH CAPITAL IMPROVEMENT PROJECT INFORMATION

PROJECT TITLE:
Artesia Blvd Improvements- Traffic Signal Head Replacement

DEPARTMENT: Public Works

PROJECT MANAGER: TBD

ESTIMATED SCHEDULE: Construction is scheduled for FY 22-23.

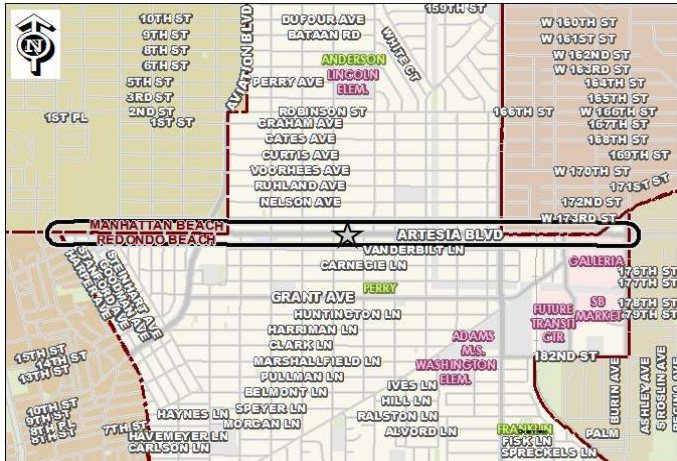
PROJECT DESCRIPTION:

This project will upgrade and replace the various traffic signal heads along the Artesia Corridor and ensure they meet current standards.

JUSTIFICATION:

The project supports the City's Strategic Plan goal to assess, prioritize, and plan for park/open space acquisition and for reconstruction of major City facilities and infrastructure.

Project Location



Funding Sources	Est. C/O	FY 22/23	FY 23/24	FY 24/25	FY 25/26	FY 26/27
Capital Funds	\$ 144,410	\$ 30,000				
TOTAL	\$ 144,410	\$ 30,000	\$ -	\$ -	\$ -	\$ -

Project Costs	FY 22/23	FY 23/24	FY 24/25	FY 25/26	FY 26/27
Construction	\$ 174,410				
TOTAL	\$ 174,410	\$ -	\$ -	\$ -	\$ -

NOTES:

FUND:	300- CIP
PROJECT NO.:	41080
PROJECT TYPE:	Construction
CATEGORY:	Streets
INITIAL YEAR OF FUNDING:	FY17-18

CITY OF REDONDO BEACH CAPITAL IMPROVEMENT PROJECT INFORMATION

PROJECT TITLE:
Artesia Blvd Intersection Safety Improvements

DEPARTMENT: Public Works

PROJECT MANAGER: TBD

ESTIMATED SCHEDULE: Construction is scheduled for FY 22-23.

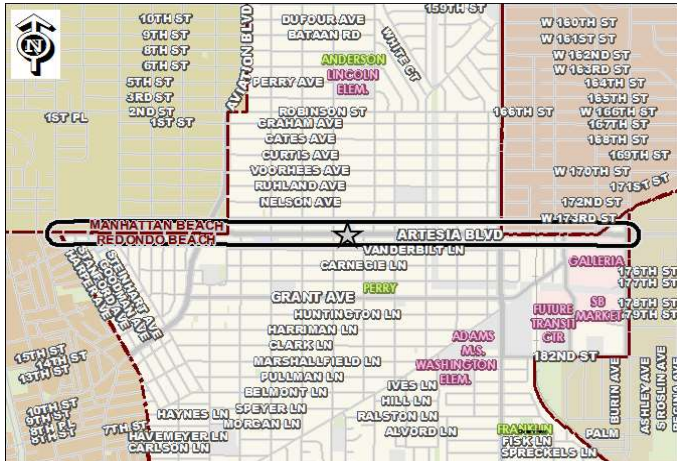
PROJECT DESCRIPTION:

This project will address the intersection safety concerns along the Artesia corridor.

JUSTIFICATION:

The project supports the City's Strategic Plan goal to assess, prioritize, and plan for park/open space acquisition and for reconstruction of major City facilities and infrastructure.

Project Location



Funding Sources	Est. C/O	FY 22/23	FY 23/24	FY 24/25	FY 25/26	FY 26/27
Measure R	\$ 200,000					
Measure M		\$ 200,000				
TOTAL	\$ 200,000	\$ 200,000	\$ -	\$ -	\$ -	\$ -

Project Costs	FY 22/23	FY 23/24	FY 24/25	FY 25/26	FY 26/27
Construction	\$ 400,000				
TOTAL	\$ 400,000	\$ -	\$ -	\$ -	\$ -

NOTES:

FUND:	Measure M/ 215- Measure R
PROJECT NO.:	41330
PROJECT TYPE:	Construction
CATEGORY:	Streets
INITIAL YEAR OF FUNDING:	FY17-18

CITY OF REDONDO BEACH CAPITAL IMPROVEMENT PROJECT INFORMATION

PROJECT TITLE:
Artesia Boulevard Resurfacing - Harper Avenue to Hawthorne Boulevard

DEPARTMENT: Public Works

PROJECT MANAGER: TBD

ESTIMATED SCHEDULE: Construction is scheduled for FY 23-24.

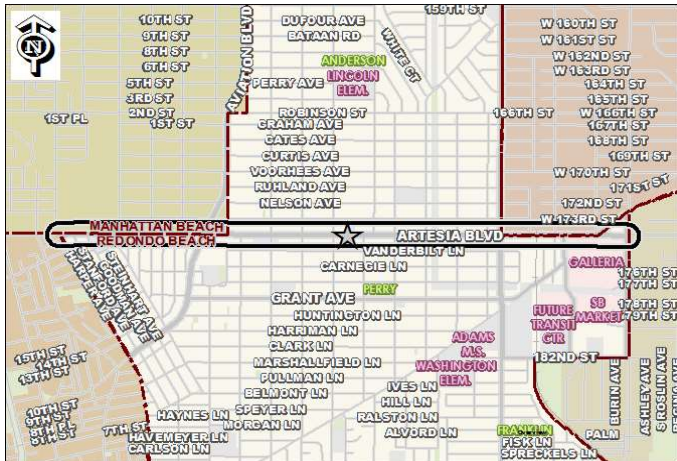
PROJECT DESCRIPTION:

This project will resurface and rehabilitate Artesia Boulevard from Harper Avenue to Hawthorne Boulevard. Ramps, curbs and gutters will be repaired and replaced as necessary.

JUSTIFICATION:

The project supports the City's Strategic Plan goal to assess, prioritize, and plan for park/open space acquisition and for reconstruction of major City facilities and infrastructure.

Project Location



Funding Sources	Est. C/O	FY 22/23	FY 23/24	FY 24/25	FY 25/26	FY 26/27
State Gas Tax			\$ 700,000			
Prop C	\$ 180,000		\$ 1,243,210			
STPL Funds	\$ 1,316,790					
TOTAL	\$ 1,496,790	\$ -	\$ 1,943,210	\$ -	\$ -	\$ -

Project Costs	FY 22/23	FY 23/24	FY 24/25	FY 25/26	FY 26/27
Design	\$ 180,000				
Construction		\$ 3,260,000			
TOTAL	\$ 180,000	\$ 3,260,000	\$ -	\$ -	\$ -

NOTES:

FUND:	202-Gas Tax; 214-Prop C; 230-STPL
PROJECT NO.:	41190
PROJECT TYPE:	Construction
CATEGORY:	Streets
INITIAL YEAR OF FUNDING:	FY19-20

CITY OF REDONDO BEACH CAPITAL IMPROVEMENT PROJECT INFORMATION

PROJECT TITLE:

Aviation Boulevard Resurfacing - Artesia to Manhattan Beach Boulevard

DEPARTMENT: Public Works

PROJECT MANAGER: TBD

ESTIMATED SCHEDULE: Construction is scheduled for FY 24-25

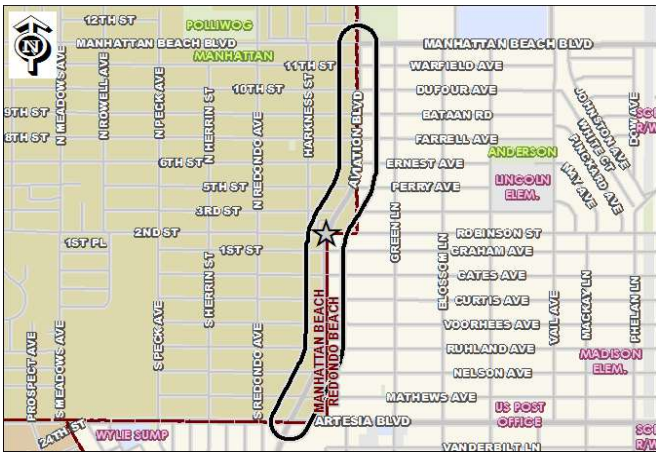
PROJECT DESCRIPTION:

This project will resurface and rehabilitate Aviation Boulevard from Artesia Boulevard to Manhattan Beach Boulevard. Ramps, curbs and gutters will be repaired and replaced as necessary.

JUSTIFICATION:

The project supports the City's Strategic Plan goal to assess, prioritize, and plan for park/open space acquisition and for reconstruction of major City facilities and infrastructure.

Project Location



Funding Sources	Est. C/O	FY 22/23	FY 23/24	FY 24/25	FY 25/26	FY 26/27
Prop C				\$ 540,000		
TOTAL	\$ -	\$ -	\$ -	\$ 540,000	\$ -	\$ -

Project Costs	FY 22/23	FY 23/24	FY 24/25	FY 25/26	FY 26/27
Construction			\$ 540,000		
TOTAL	\$ -	\$ -	\$ 540,000	\$ -	\$ -

NOTES:

FUND:	214 - Proposition C
PROJECT NO.:	New
PROJECT TYPE:	Construction
CATEGORY:	Streets
INITIAL YEAR OF FUNDING:	New

CITY OF REDONDO BEACH CAPITAL IMPROVEMENT PROJECT INFORMATION

PROJECT TITLE:
Aviation/Artesia NB Right Turn Lane

DEPARTMENT: Public Works

PROJECT MANAGER: Didar Khandker

ESTIMATED SCHEDULE:
Construction begin in FY 23-24.

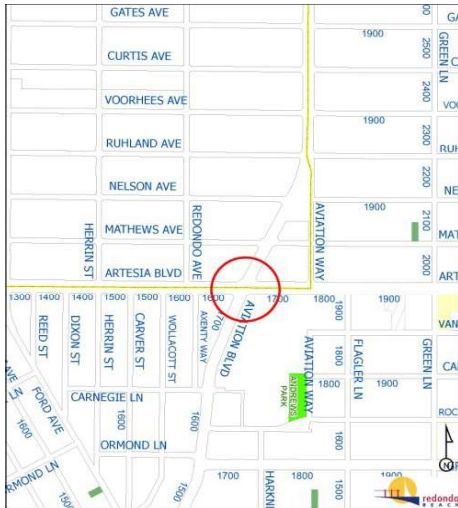
PROJECT DESCRIPTION:

The project will install a northbound right turn lane on Aviation Boulevard at the Artesia Boulevard intersection.

JUSTIFICATION:

The project supports the City's Strategic Plan goal to assess, prioritize, and plan for park/open space acquisition and for reconstruction of major City facilities and infrastructure.

Project Location
Aviation / Artesia



Funding Sources	Est. C/O	FY 22/23	FY 23/24	FY 24/25	FY 25/26	FY 26/27
Reg. Measure R	\$ 357,480		\$ 1,060,000			
TOTAL	\$ 357,480	\$ -	\$ 1,060,000	\$ -	\$ -	\$ -

Project Costs	FY 22/23	FY 23/24	FY 24/25	FY 25/26	FY 26/27
Construction		\$ 1,060,000			
TOTAL	\$ -	\$ 1,060,000	\$ -	\$ -	\$ -

NOTES:

FUND:	230 - Grants
PROJECT NO.:	40780
PROJECT TYPE:	Construction
CATEGORY:	Streets
INITIAL YEAR OF FUNDING:	FY11-12

CITY OF REDONDO BEACH CAPITAL IMPROVEMENT PROJECT INFORMATION6

PROJECT TITLE:
Bicycle Transportation Plan Implementation

DEPARTMENT: Public Works

PROJECT MANAGER: TBD

ESTIMATED SCHEDULE: Ongoing

PROJECT DESCRIPTION:

The project will update and continue the implementation of the City's Bicycle Transportation Plan that was adopted by the City Council. The project will fund bicycle improvements not included in Metro Bicycle Plan Grants including bike mini-corral and Harbor bikeway signage.

JUSTIFICATION:

Additional bicycle lanes improve the attractiveness, livability, and vitality of our neighborhoods. The project supports the City's Strategic Plan goals maintain a high level of public safety with public engagement and assess, prioritize, and plan for park/ open space acquisition and for reconstruction of major City facilities and infrastructure.

Project Location Various Locations in the City



Funding Sources	Est. C/O	FY 22/23	FY 23/24	FY 24/25	FY 25/26	FY 26/27
Measure R	\$ 73,858	\$ 85,000	\$ 85,000	\$ 85,000	\$ 85,000	\$ 85,000
TOTAL	\$ 73,858	\$ 85,000	\$ 85,000	\$ 85,000	\$ 85,000	\$ 85,000

Project Costs	FY 22/23	FY 23/24	FY 24/25	FY 25/26	FY 26/27
Construction	\$ 83,505	\$ 85,000	\$ 85,000	\$ 85,000	\$ 85,000
TOTAL	\$ 83,505	\$ 85,000	\$ 85,000	\$ 85,000	\$ 85,000

NOTES:

FUND:	215-Measure R
PROJECT NO.:	40510
PROJECT TYPE:	Construction
CATEGORY:	Streets
INITIAL YEAR OF FUNDING:	FY 07-08

CITY OF REDONDO BEACH CAPITAL IMPROVEMENT PROJECT INFORMATION

PROJECT TITLE:
Citywide Striping

DEPARTMENT: Public Works

PROJECT MANAGER: TBD

ESTIMATED SCHEDULE: Ongoing

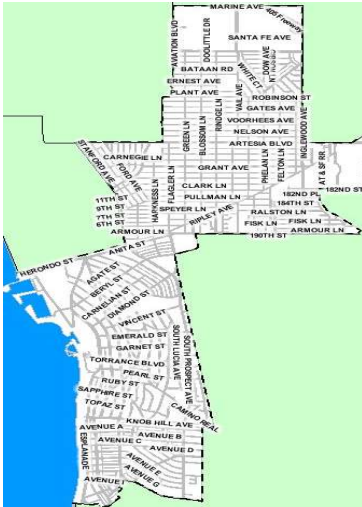
PROJECT DESCRIPTION:

The project will upgrade and maintain traffic striping on City streets.

JUSTIFICATION:

The project will increase the visibility of striping on all City streets. It supports the City's Strategic Plan goals to maintain a high level of public safety with public engagement and to assess, prioritize, and plan for park/ open space acquisition and for reconstruction of major City facilities and infrastructure.

Project Location
Citywide



Funding Sources	Est. C/O	FY 22/23	FY 23/24	FY 24/25	FY 25/26	FY 26/27
State Gas Tax	\$ 108,670	\$ 140,000	\$ 250,000	\$ 40,000	\$ 40,000	\$ 40,000
Capital Funds		\$ 260,000	\$ 250,000			
TOTAL	\$ 108,670	\$ 400,000	\$ 500,000	\$ 40,000	\$ 40,000	\$ 40,000

Project Costs	FY 22/23	FY 23/24	FY 24/25	FY 25/26	FY 26/27
Construction	\$ 508,670	\$ 500,000	\$ 40,000	\$ 40,000	\$ 40,000
TOTAL	\$ 508,670	\$ 500,000	\$ 40,000	\$ 40,000	\$ 40,000

NOTES:

FUND:	202 - State Gas Tax/ 300- CIP
PROJECT NO.:	41180
PROJECT TYPE:	Rehabilitation
CATEGORY:	Streets
INITIAL YEAR OF FUNDING:	FY 18-19

CITY OF REDONDO BEACH CAPITAL IMPROVEMENT PROJECT INFORMATION

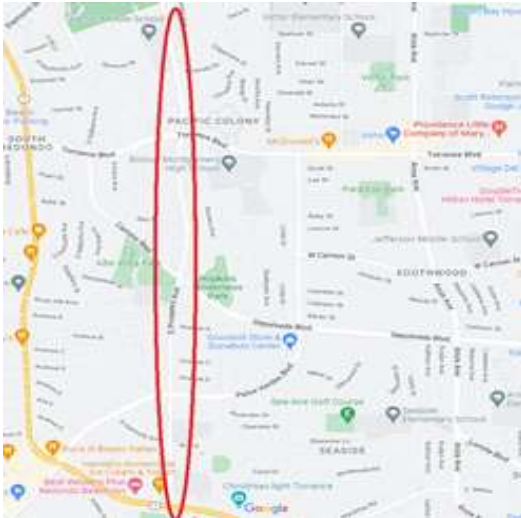
PROJECT TITLE:
Citywide Traffic Signal Upgrades- Prospect Ave. Corridor

DEPARTMENT: Public Works

PROJECT MANAGER: TBD

ESTIMATED SCHEDULE: Construction is scheduled for FY 22-23.

Project Location



PROJECT DESCRIPTION:

This project will refurbish and repair the existing traffic signals along Prospect Ave for FY 22-23.

JUSTIFICATION:

The project supports the City's Strategic Plan goal to assess, prioritize, and plan for park/open space acquisition and for reconstruction of major City facilities and infrastructure.

Funding Sources	Est. C/O	FY 22/23	FY 23/24	FY 24/25	FY 25/26	FY 26/27
Measure M	\$ 65,537					
Capital Funds		\$ 50,000				
TOTAL	\$ 65,537	\$ 50,000	\$ -	\$ -	\$ -	\$ -

Project Costs	FY 22/23	FY 23/24	FY 24/25	FY 25/26	FY 26/27
Construction	\$ 115,537				
TOTAL	\$ 115,537	\$ -	\$ -	\$ -	\$ -

NOTES:

FUND:	Measure M/ 300- CIP Funds
PROJECT NO.:	41330
PROJECT TYPE:	Construction
CATEGORY:	Streets
INITIAL YEAR OF FUNDING:	FY19-20

CITY OF REDONDO BEACH CAPITAL IMPROVEMENT PROJECT INFORMATION

PROJECT TITLE:
Citywide Curb Ramp Improvements

DEPARTMENT: Public Works

PROJECT MANAGER: Javier Urista

ESTIMATED SCHEDULE: Ongoing

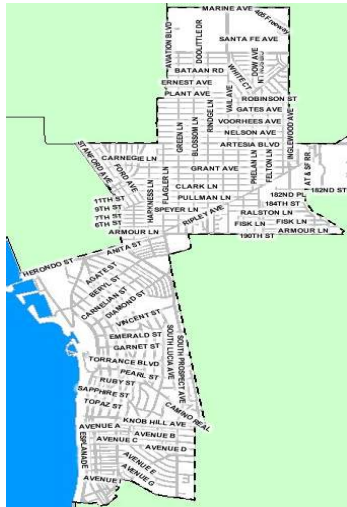
PROJECT DESCRIPTION:

The project includes the installation of curb ramps on City sidewalks to meet ADA requirements.

JUSTIFICATION:

The project supports the City's strategic plan goals to maintain a high level of public safety with public engagement and assess, prioritize, and plan for park/open space acquisition and for reconstruction of major City facilities and infrastructure.

Project Location
Various Locations in the City



Funding Sources	Est. C/O	FY 22/23	FY 23/24	FY 24/25	FY 25/26	FY 26/27
TDA Article III	\$ 6,017	\$ 62,594	\$ 100,000		\$ 100,000	
CDBG	\$ 156,151	\$ 145,845	\$ 130,000		\$ 130,000	
TOTAL	\$ 162,168	\$ 208,439	\$ 230,000	\$ -	\$ 230,000	\$ -

Project Costs	FY 22/23	FY 23/24	FY 24/25	FY 25/26	FY 26/27
Construction	\$ 399,598	\$ 230,000		\$ 230,000	
TOTAL	\$ 399,598	\$ 230,000	\$ -	\$ 230,000	\$ -

NOTES:

FUND:	210 - TDA Art III/234-CDBG
PROJECT NO.:	40399
PROJECT TYPE:	Construction
CATEGORY:	Streets
INITIAL YEAR OF FUNDING:	+20 years

CITY OF REDONDO BEACH CAPITAL IMPROVEMENT PROJECT INFORMATION6

PROJECT TITLE:
Dow/Vail/Johnston Bicycle Lane

DEPARTMENT: Public Works

PROJECT MANAGER: Lauren Sablan

ESTIMATED SCHEDULE: Design will occur in FY22-23.

PROJECT DESCRIPTION:

The project will improve bicycle facilities along Dow/Vail/Johnston in North Redondo Beach by providing a gap closure of a Class II bike lane that provides a critical connection between the Redondo Beach light rail station at Marine Avenue/Redondo Beach Avenue and the North Redondo Beach Bikeway.

JUSTIFICATION:

Additional bicycle lanes improve the attractiveness, livability, and vitality of our neighborhoods. The project supports the City's Strategic Plan goals maintain a high level of public safety with public engagement and assess, prioritize, and plan for park/open space acquisition and for reconstruction of major City facilities and infrastructure.

Project Location Dow/Vail/Johnston



Funding Sources	Est. C/O	FY 22/23	FY 23/24	FY 24/25	FY 25/26	FY 26/27
Measure R	\$ 50,000	\$ 100,000				
TOTAL	\$ 50,000	\$ 100,000	\$ -	\$ -	\$ -	\$ -

Project Costs	FY 22/23	FY 23/24	FY 24/25	FY 25/26	FY 26/27
Survey and design	\$ 100,000				
Construction					
TOTAL	\$ 100,000	\$ -	\$ -	\$ -	\$ -

NOTES:

FUND:	215-Measure R
PROJECT NO.:	41290
PROJECT TYPE:	Construction
CATEGORY:	Streets
INITIAL YEAR OF FUNDING:	FY 21-22

CITY OF REDONDO BEACH CAPITAL IMPROVEMENT PROJECT INFORMATION

PROJECT TITLE:
Kingsdale Avenue Resurfacing - 182nd to Grant

DEPARTMENT: Public Works

PROJECT MANAGER: TBD

ESTIMATED SCHEDULE: Design is scheduled for FY 22-23

PROJECT DESCRIPTION:

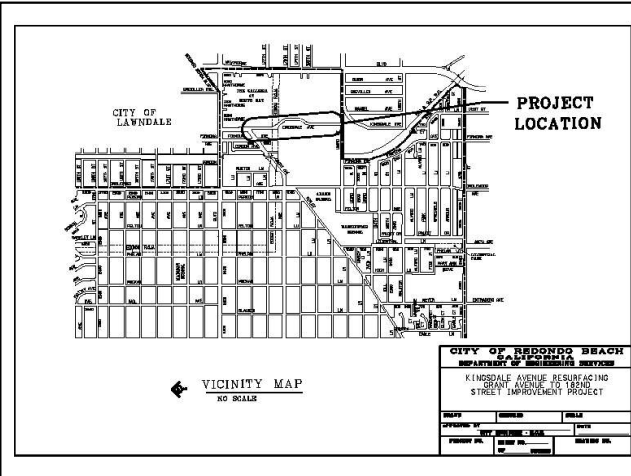
This project will resurface and rehabilitate Kingsdale Avenue from 182nd Street to Grant Avenue. Construction will occur immediately following the street improvement portion of the Transit Center project. The street carries a high volume of transit vehicles. Construction funding will come from the Transit Center Project.

JUSTIFICATION:

The project supports the City's Strategic Plan goal to assess, prioritize, and plan for park/open space acquisition and for reconstruction of major City facilities and infrastructure.

Project Location

Kingsdale Ave - 182nd to Grant



Funding Sources	Est. C/O	FY 22/23	FY 23/24	FY 24/25	FY 25/26	FY 26/27
Prop C	\$ 120,237	\$ 300,000				
Measure M		\$ 800,000				
TOTAL	\$ 120,237	\$ 1,100,000	\$ -	\$ -	\$ -	\$ -

Project Costs	FY 22/23	FY 23/24	FY 24/25	FY 25/26	FY 26/27
Design	\$ 200,000				
Construction	\$ 1,100,000				
TOTAL	\$ 1,300,000	\$ -	\$ -	\$ -	\$ -

NOTES:

FUND:	214 - Prop C/ 211- Measure M
PROJECT NO.:	40880
PROJECT TYPE:	Construction
CATEGORY:	Streets
INITIAL YEAR OF FUNDING:	FY12-13

CITY OF REDONDO BEACH CAPITAL IMPROVEMENT PROJECT INFORMATION

PROJECT TITLE:
Manhattan Beach Boulevard Resurfacing -
Aviation Boulevard to Inglewood Avenue

DEPARTMENT: Public Works

PROJECT MANAGER: TBD

ESTIMATED SCHEDULE: Construction
is scheduled for FY 22-23

PROJECT DESCRIPTION:

This project will resurface Manhattan Beach Boulevard from Aviation Boulevard to Inglewood Avenue. Ramps, curbs and gutters will be repaired and replaced as necessary.

JUSTIFICATION:

The project will increase the life of the existing pavement and improve the ride of the street. It supports the City's Strategic Plan goal to assess, prioritize, and plan for park/open space acquisition and for reconstruction of major City facilities and infrastructure.

Project Location



Funding Sources	Est. C/O	FY 22/23	FY 23/24	FY 24/25	FY 25/26	FY 26/27
State Gas Tax	\$ 694,110					
Proposition C	\$ 871,582	\$ 700,000				
Capital Projects	\$ 143,058					
Measure M	\$ 200,000					
TOTAL	\$ 1,908,750	\$ 700,000	\$ -	\$ -	\$ -	\$ -

Project Costs	FY 22/23	FY 23/24	FY 24/25	FY 25/26	FY 26/27
Design					
Construction	\$ 2,608,750				
TOTAL	\$ 2,608,750	\$ -	\$ -	\$ -	\$ -

NOTES:

FUND: 202-Gas Tax; 214-Prop. C; 300-CIP(Ass92-1)

PROJECT NO.: 41160

PROJECT TYPE: Construction

CATEGORY: Streets

INITIAL YEAR OF FUNDING: FY19-20

CITY OF REDONDO BEACH CAPITAL IMPROVEMENT PROJECT INFORMATION

PROJECT TITLE:
Sidewalk Improvements & Repairs

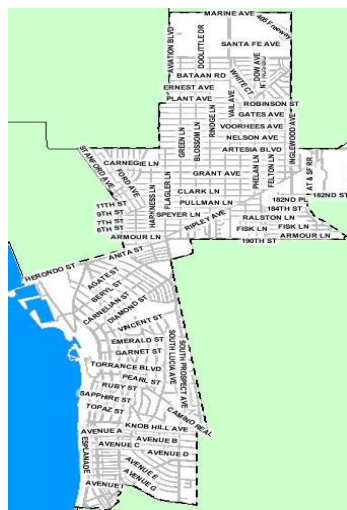
DEPARTMENT: Public Works

PROJECT MANAGER: Michael Klein

ESTIMATED SCHEDULE: Construction ongoing.

Project Location

Various Locations in the City



PROJECT DESCRIPTION: The project includes completion of the City's sidewalk grinding efforts along with on-going repairs and replacement of sidewalks.

JUSTIFICATION: The project supports the City's strategic plan goals to assess, prioritize, and plan for park/open space acquisition and for reconstruction of major City facilities and infrastructure, to maintain a high level of public safety with public engagement, and to vitalize the waterfront, Artesia Corridor, Riviera Village and South Bay Galleria. It also reduces the City's trip-and-fall liability by repairing sidewalks in a timely manner and allows the City to proactively address ADA issues.

Funding Sources	Est. C/O	FY 22/23	FY 23/24	FY 24/25	FY 25/26	FY 26/27
CFA Funds	\$ 379,356					
Capital Funds		\$ 50,000	\$ 50,000	\$ 50,000	\$ 50,000	\$ 50,000
TOTAL	\$ 379,356	\$ 50,000	\$ 50,000	\$ 50,000	\$ 50,000	\$ 50,000

Project Costs	FY 22/23	FY 23/24	FY 24/25	FY 25/26	FY 26/27
Construction	\$ 429,356	\$ 50,000	\$ 50,000	\$ 50,000	\$ 50,000
TOTAL	\$ 429,356	\$ 50,000	\$ 50,000	\$ 50,000	\$ 50,000

NOTES:

FUND:	300-CFA Funds/ 300-CIP Funds
PROJECT NO.:	41270
PROJECT TYPE:	Construction
CATEGORY:	Streets
INITIAL YEAR OF FUNDING:	FY20-21

CITY OF REDONDO BEACH CAPITAL IMPROVEMENT PROJECT INFORMATION

PROJECT TITLE:
Citywide Slurry Seal Program

DEPARTMENT: Public Works

PROJECT MANAGER: Lauren Sablan

ESTIMATED SCHEDULE: Ongoing

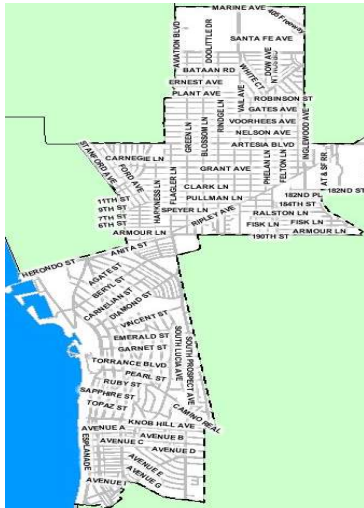
PROJECT DESCRIPTION:

The project will apply slurry seal to various City streets as identified in the most recent Pavement Management Survey. Slurry seal provides a new wear surface over structurally sound asphalt and extends the lifespan of the existing street pavement.

JUSTIFICATION:

The project will increase the life of the existing pavement and improve the ride of the streets. It supports the City's Strategic Plan goal to assess, prioritize, and plan for park/open space acquisition and for reconstruction of major City facilities and infrastructure.

Project Location
Citywide



Funding Sources	Est. C/O	FY 22/23	FY 23/24	FY 24/25	FY 25/26	FY 26/27
Measure R	\$ 100,797	\$ 200,000	\$ 200,000	\$ 200,000	\$ 200,000	\$ 200,000
Trash Hauler Impact	\$ 281,645	\$ 311,370	\$ 320,711	\$ 330,332	\$ 340,242	\$ 350,449
TOTAL	\$ 382,443	\$ 511,370	\$ 520,711	\$ 530,332	\$ 540,242	\$ 550,449

Project Costs	FY 22/23	FY 23/24	FY 24/25	FY 25/26	FY 26/27
Construction	\$ 511,370	\$ 520,711	\$ 530,332	\$ 540,242	\$ 550,449
TOTAL	\$ 511,370	\$ 520,711	\$ 530,332	\$ 540,242	\$ 550,449

NOTES:

FUND:	215-Measure R/300-CIP(Trash)
PROJECT NO.:	41140
PROJECT TYPE:	Rehabilitation
CATEGORY:	Streets
INITIAL YEAR OF FUNDING:	FY 18-19

CITY OF REDONDO BEACH CAPITAL IMPROVEMENT PROJECT INFORMATION

PROJECT TITLE:
Residential Street Rehabilitation

DEPARTMENT: Public Works

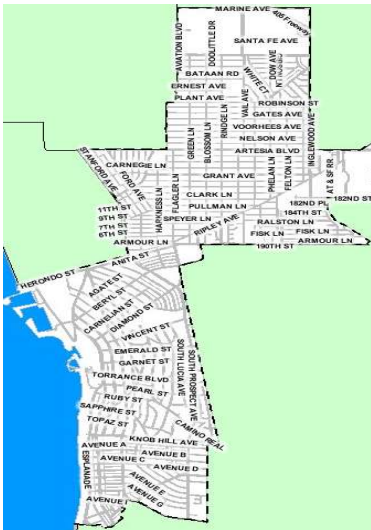
PROJECT MANAGER: Javier Urista

ESTIMATED SCHEDULE: Next phase to be completed in fall 2022.

PROJECT DESCRIPTION:
Resurface and repair residential streets.

JUSTIFICATION:
The project will increase the life of the existing pavement and improve the ride of the streets. It supports the City's Strategic Plan goal to assess, prioritize, and plan for park/open space acquisition and for reconstruction of major City facilities and infrastructure.

Project Location
Residential Resurfacing - Citywide



Funding Sources	Est. C/O	FY 22/23	FY 23/24	FY 24/25	FY 25/26	FY 26/27
State Gas Tax		\$ 500,000	\$ 500,000	\$ 500,000	\$ 500,000	\$ 500,000
Measure M	\$ 9,146	\$ 100,000	\$ 100,000	\$ 100,000	\$ 100,000	\$ 100,000
Measure R		\$ 400,000	\$ 400,000	\$ 400,000	\$ 400,000	\$ 400,000
Capital Projects	\$ 538,394					
CFA Funds						
TOTAL	\$ 547,540	\$ 1,000,000	\$ 1,000,000	\$ 1,000,000	\$ 1,000,000	\$ 1,000,000

Project Costs	FY 22/23	FY 23/24	FY 24/25	FY 25/26	FY 26/27
Construction	\$ 1,547,540	\$ 1,000,000	\$ 1,000,000	\$ 1,000,000	\$ 1,000,000
TOTAL	\$ 1,547,540	\$ 1,000,000	\$ 1,000,000	\$ 1,000,000	\$ 1,000,000

NOTES:

FUND: 202-Gas Tax/211-Measure M/215-Measure R/300-CIP

PROJECT NO.: 40190

PROJECT TYPE: Rehabilitation

CATEGORY: Streets

INITIAL YEAR OF FUNDING: FY 00-01

CITY OF REDONDO BEACH CAPITAL IMPROVEMENT PROJECT INFORMATION

PROJECT TITLE:
Rindge Lane Resurfacing - 190th to Artesia Boulevard

DEPARTMENT: Public Works

PROJECT MANAGER: TBD

ESTIMATED SCHEDULE: Construction is scheduled for FY 24-25.

PROJECT DESCRIPTION:

This project will resurface and rehabilitate Rindge Lane from 190th Street to Artesia Boulevard. Ramps, curbs and gutters will be repaired and replaced as necessary.

JUSTIFICATION:

The project supports the City's Strategic Plan goal to assess, prioritize, and plan for park/open space acquisition and for reconstruction of major City facilities and infrastructure.

Project Location
Rindge Lane



Funding Sources	Est. C/O	FY 22/23	FY 23/24	FY 24/25	FY 25/26	FY 26/27
Prop C				\$ 1,300,000		
TOTAL	\$ -	\$ -	\$ -	\$ 1,300,000	\$ -	\$ -

Project Costs	FY 22/23	FY 23/24	FY 24/25	FY 25/26	FY 26/27
Construction			\$ 1,300,000		
TOTAL	\$ -	\$ -	\$ 1,300,000	\$ -	\$ -

NOTES:

FUND:	214 - Proposition C
PROJECT NO.:	New
PROJECT TYPE:	Construction
CATEGORY:	Streets
INITIAL YEAR OF FUNDING:	New

CITY OF REDONDO BEACH CAPITAL IMPROVEMENT PROJECT INFORMATION

PROJECT TITLE:
Torrance Boulevard Resurfacing - Torrance Circle to Prospect Avenue

DEPARTMENT: Public Works

PROJECT MANAGER: Daniel Gruezo

ESTIMATED SCHEDULE: Construction is scheduled for FY 22-23.

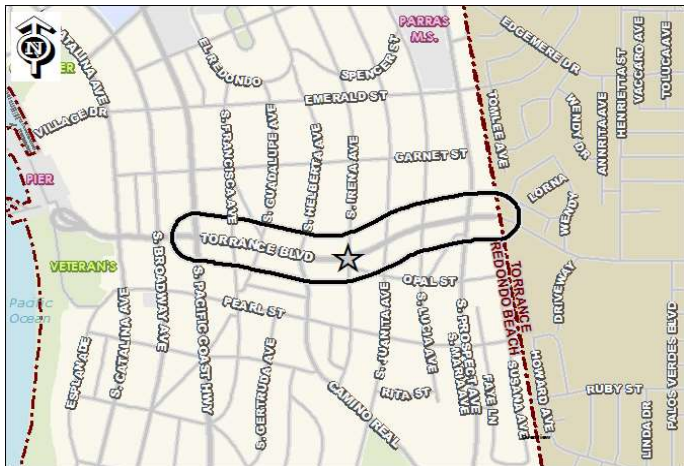
PROJECT DESCRIPTION:

This project will resurface and rehabilitate Torrance Boulevard from Torrance Circle to Propsect Avenue. Ramps, curbs and gutters will be repaired and replaced as necessary.

JUSTIFICATION:

The project supports the City's Strategic Plan goal to assess, prioritize, and plan for park/open space acquisition and for reconstruction of major City facilities and infrastructure.

Project Location



Funding Sources	Est. C/O	FY 22/23	FY 23/24	FY 24/25	FY 25/26	FY 26/27
Prop C	\$ 1,833,460	\$ 300,000				
State Gas Tax	\$ -	\$ 700,000				
TOTAL	\$ 1,833,460	\$ 1,000,000	\$ -	\$ -	\$ -	\$ -

Project Costs	FY 22/23	FY 23/24	FY 24/25	FY 25/26	FY 26/27
Construction	\$ 2,833,460				
Design					
TOTAL	\$ 2,833,460	\$ -	\$ -	\$ -	\$ -

NOTES:

FUND:	214 - Proposition C
PROJECT NO.:	41230
PROJECT TYPE:	Construction
CATEGORY:	Streets
INITIAL YEAR OF FUNDING:	FY19-20

CITY OF REDONDO BEACH CAPITAL IMPROVEMENT PROJECT INFORMATION

PROJECT TITLE:
Traffic Calming Improvements - Citywide

DEPARTMENT: Public Works

PROJECT MANAGER: TBD

ESTIMATED SCHEDULE: Ongoing

PROJECT DESCRIPTION:

The project will determine if particular intersections or neighborhoods can have traffic minimized by the use of traffic calming measures. It will install traffic calming devices, such as partial diverters, extended curbs, and raised intersections as appropriate.

JUSTIFICATION:

The project supports the City's Strategic Plan goal to maintain a high level of public safety with public engagement and assess, prioritize, and plan for park/open space acquisition and for reconstruction of major City facilities and infrastructure.

Project Location
Various Locations in the City



Funding Sources	Est. C/O	FY 22/23	FY 23/24	FY 24/25	FY 25/26	FY 26/27
Capital Projects	\$ 104,623	\$ 200,000	\$ 50,000	\$ 50,000	\$ 50,000	\$ 50,000
Measure M	\$ -	\$ 200,000				
Measure R	\$ -	\$ 350,000				
General Funds	\$ 379,048					
TOTAL	\$ 483,670	\$ 750,000	\$ 50,000	\$ 50,000	\$ 50,000	\$ 50,000

Project Costs	FY 22/23	FY 23/24	FY 24/25	FY 25/26	FY 26/27
Construction	\$ 483,670	\$ 450,000	\$ 350,000	\$ 50,000	\$ 50,000
TOTAL	\$ 483,670	\$ 450,000	\$ 350,000	\$ 50,000	\$ 50,000

NOTES:

FUND:	300 - Capital Projects Fund
PROJECT NO.:	40470
PROJECT TYPE:	Construction
CATEGORY:	Streets
INITIAL YEAR OF FUNDING:	FY 05-06

**Previously Funded Carryover Projects
Currently In Design, Out to Bid, or In Construction
(As of 5/15/22)**

Project Category	Project Number	Initial FY of Funding	Project Title	FY 21-22 Appropriation		Estimated FY 21-22 Carryover	
Waterfront	70690	FY 16-17	Harbor Patrol Dock Replacement	\$	1,793,571	\$	1,789,368
Waterfront	70800	FY 21-22	Mole D Marquis Sign	\$	100,000	\$	100,000
Waterfront	70600	FY12-13	Moonstone Park Master Plan Design & Construction	\$	2,110,026	\$	2,110,026
Waterfront	70670	FY16-17	Pier Decorative Sculpture Sails - Repainting	\$	99,646	\$	98,296
Waterfront	70700	FY16-17	Pier Light Fixture Replacement	\$	300,604	\$	17,150
Waterfront	30810	FY 20-21	Powerplant Property Matters	\$	418,047	\$	261,017
Waterfront	70780	FY 21-22	Replacement of Hand Launch Dock and Components	\$	45,000	\$	45,000
				\$	4,866,894	\$	4,420,856

CITY OF REDONDO BEACH CAPITAL IMPROVEMENT PROJECT INFORMATION

PROJECT TITLE:
Basin 3 Marina Boat Slip Improvements - Design

DEPARTMENT: Public Works

PROJECT MANAGER: TBD

ESTIMATED SCHEDULE:
Construction planned for FY 23-24.

PROJECT DESCRIPTION:

This project will replace the slips in Basin 3 to preserve the functionality of the Basin for recreational and commercial boaters.

JUSTIFICATION:

The project supports the City's Strategic Plan goals to assess, prioritize, and plan for park/open space acquisition, and for reconstruction of major City facilities and infrastructure and to vitalize the waterfront.

Project Location
Basin 3



WATERFRONT

Funding Sources	Est. C/O	FY 22/23	FY 23/24	FY 24/25	FY 25/26	FY 26/27
Uplands	\$ 150,000		\$ 3,100,000			
TOTAL	\$ 150,000	\$ -	\$ 3,100,000	\$ -	\$ -	\$ -

Project Costs	FY 22/23	FY 23/24	FY 24/25	FY 25/26	FY 26/27
Planning/Design/Permits	\$ 150,000				
Construction		\$ 3,100,000			
TOTAL	\$ 150,000	\$ 3,100,000	\$ -	\$ -	\$ -

NOTES:

FUND:	601 - Uplands
PROJECT NO.:	70760
PROJECT TYPE:	Rehabilitation
CATEGORY:	Waterfront
INITIAL YEAR OF FUNDING:	FY 21-22

CITY OF REDONDO BEACH CAPITAL IMPROVEMENT PROJECT INFORMATION

PROJECT TITLE:
Basin 3 Seawall Improvements

DEPARTMENT: Public Works

PROJECT MANAGER: Geraldine Trivedi

ESTIMATED SCHEDULE:
Construction planned for FY 23-24.

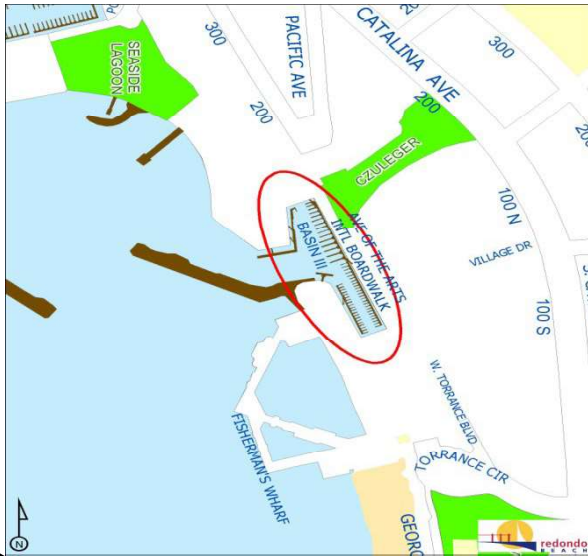
PROJECT DESCRIPTION:

This project will provide critical repairs to areas of the Basin 3 seawall that were identified as part of the FY18-19 structural assessment. The project will preserve the functionality of the Basin for recreational and commercial boaters. In addition, the repair and addition of a small seat wall will prevent flooding of local businesses on the International Boardwalk during high tide and surge events.

JUSTIFICATION:

The project supports the City's Strategic Plan goals to assess, prioritize, and plan for park/open space acquisition, and for reconstruction of major City facilities and infrastructure and to vitalize the waterfront.

Project Location
Basin 3



Funding Sources	Est. C/O	FY 22/23	FY 23/24	FY 24/25	FY 25/26	FY 26/27
Uplands			\$ 950,000			
TOTAL	\$ -	\$ -	\$ 950,000	\$ -	\$ -	\$ -

Project Costs	FY 22/23	FY 23/24	FY 24/25	FY 25/26	FY 26/27
Planning/Design/Permits		\$ 100,000			
Construction		\$ 850,000			
TOTAL	\$ -	\$ 950,000	\$ -	\$ -	\$ -

NOTES:

FUND:	601 - Uplands
PROJECT NO.:	New
PROJECT TYPE:	Rehabilitation
CATEGORY:	Waterfront
INITIAL YEAR OF FUNDING:	NEW

CITY OF REDONDO BEACH CAPITAL IMPROVEMENT PROJECT INFORMATION

PROJECT TITLE:
Boat Launch Design and Reconstruction

DEPARTMENT: Waterfront & Economic
Development / Public Works
PROJECT MANAGER: TBD

ESTIMATED SCHEDULE: Construction
estimated to occur in FY23-24.

PROJECT DESCRIPTION:

The City of Redondo Beach is required to install a recreational boat launch facility (BLF) within its harbor and has been studying potential sites for many years. In 2015 the City hired the marine engineering firm Noble Consultants, Inc. (Noble) to conduct a siting study for Moles A, B, C and D. Public meetings were held on 2-28-18 and 3-10-18. This project provides funds for construction.

JUSTIFICATION:

The project supports the City's Strategic Plan goals to vitalize the waterfront, maintain a high level of public safety with public engagement, and assess, prioritize, and plan for park/open space acquisition and for reconstruction of major City facilities and infrastructure.

Project Location
Boat Launch Facility



Funding Sources	Est. C/O	FY 22/23	FY 23/24	FY 24/25	FY 25/26	FY 26/27
Tidelands Funds	\$ 542,830	\$ 250,000	\$ 4,500,000			
Uplands	\$ 6,949					
TOTAL	\$ 549,779	\$ -	\$ 4,500,000	\$ -	\$ -	\$ -

Project Costs	FY 22/23	FY 23/24	FY 24/25	FY 25/26	FY 26/27
Design	\$ 799,779				
Construction		\$ 4,500,000			
TOTAL	\$ 799,779	\$ 4,500,000	\$ -	\$ -	\$ -

NOTES:

FUND:	600 - Tidelands Funds
PROJECT NO.:	70170
PROJECT TYPE:	Construction
CATEGORY:	Waterfront
INITIAL YEAR OF FUNDING:	FY 05-06

CITY OF REDONDO BEACH CAPITAL IMPROVEMENT PROJECT INFORMATION

PROJECT TITLE:
Harbor Dredging - Construction

DEPARTMENT: Public Works / Waterfront & Economic Development
PROJECT MANAGER: Geraldine Trivedi

ESTIMATED SCHEDULED: Dredging is expected to occur in FY 22-23.

PROJECT DESCRIPTION:

In order to sustain appropriate depth for safe navigation into and out of King Harbor, this project will dredge the harbor. This phase of the project is for construction only.

JUSTIFICATION:

The project supports the City's Strategic Plan goals to vitalize the waterfront, maintain a high level of public safety with public engagement, and assess, prioritize, and plan for park/open space acquisition and for reconstruction of major City facilities and infrastructure.

Project Location
Harbor



Funding	Est. C/O	FY 22/23	FY 23/24	FY 24/25	FY 25/26	FY 26/27
Tidelands	\$ 2,300,000	\$ 2,200,000				
TOTAL	\$ 2,300,000	\$ 2,200,000	\$ -	\$ -	\$ -	\$ -

Project Costs	FY 22/23	FY 23/24	FY 24/25	FY 25/26	FY 26/27
Dredging	\$ 4,500,000				
TOTAL	\$ 4,500,000	\$ -	\$ -	\$ -	\$ -

NOTES:

FUND:	600 - Tidelands Funds
PROJECT NO.:	70660
PROJECT TYPE:	Construction
CATEGORY:	Waterfront
INITIAL YEAR OF FUNDING:	FY 21-22

CITY OF REDONDO BEACH CAPITAL IMPROVEMENT PROJECT INFORMATION

PROJECT TITLE:
International Boardwalk Surface
Repair

DEPARTMENT: Public Works / Waterfront &
Economic Development
PROJECT MANAGER: TBD

ESTIMATED SCHEDULE: Construction in FY
22-23

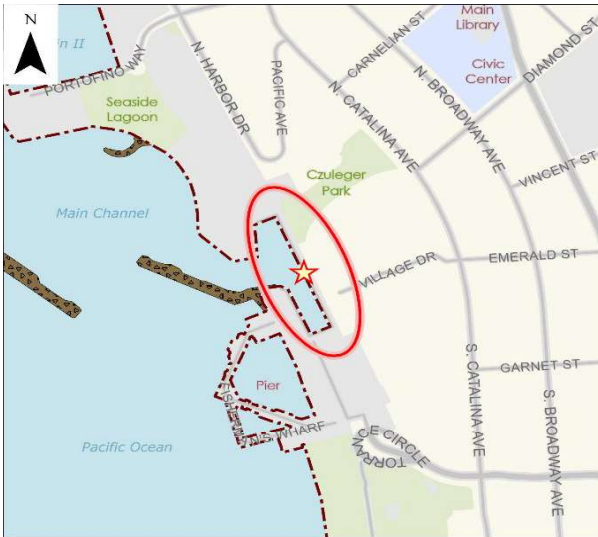
PROJECT DESCRIPTION:

This project will resurface and repair the surface along the International Boardwalk.

JUSTIFICATION:

The project supports the City's Strategic Plan goals to assess, prioritize, and plan for park/open space acquisition and for reconstruction of major City facilities and infrastructure, to maintain a high level of public safety with public engagement, and vitalize the waterfront.

Project Location
International Boardwalk



Funding Sources	Est. C/O	FY 22/23	FY 23/24	FY 24/25	FY 25/26	FY 26/27
Uplands		\$ 500,000				
TOTAL	\$ -	\$ 500,000	\$ -	\$ -	\$ -	\$ -

Project Costs	FY 22/23	FY 23/24	FY 24/25	FY 25/26	FY 26/27
Construction	\$ 500,000				
TOTAL	\$ 500,000	\$ -	\$ -	\$ -	\$ -

NOTES:

FUND:	600 - Tidelands Funds
PROJECT NO.:	New
PROJECT TYPE:	Rehabilitation
CATEGORY:	Waterfront
INITIAL YEAR OF FUNDING:	New

CITY OF REDONDO BEACH CAPITAL IMPROVEMENT PROJECT INFORMATION

PROJECT TITLE:
Redondo Beach Marina Parking Lot Pay Stations

DEPARTMENT: Public Works/Waterfront

PROJECT MANAGER: TBD

ESTIMATED SCHEDULE:
Construction planned for FY 22-23.

PROJECT DESCRIPTION:

The project will convert the gate operated parking lot for the Redondo Beach Marina into a pay per space system. The project includes engineering to design the lot – including consideration of ADA access to pay stations. Resurfacing the lot, numbering the spaces, and the installation of T2 pay stations at various locations within the lot. In addition, signage will be added to allow pay for parking via a paid parking app.

JUSTIFICATION:

The project supports the City's Strategic Plan goals to assess, prioritize, and plan for park/open space acquisition, and for reconstruction of major City facilities and infrastructure and to vitalize the waterfront.

Project Location

Redondo Beach Marina Parking Lot



Funding Sources	Est. C/O	FY 22/23	FY 23/24	FY 24/25	FY 25/26	FY 26/27
Uplands	\$ 196,800	\$ 100,000				
TOTAL	\$ 196,800	\$ 100,000	\$ -	\$ -	\$ -	\$ -

Project Costs	FY 22/23	FY 23/24	FY 24/25	FY 25/26	FY 26/27
Construction	\$ 296,800				
TOTAL	\$ 296,800	\$ -	\$ -	\$ -	\$ -

NOTES:

FUND:	601 - Uplands
PROJECT NO.:	70770
PROJECT TYPE:	Rehabilitation
CATEGORY:	Waterfront
INITIAL YEAR OF FUNDING:	FY 21-22

CITY OF REDONDO BEACH CAPITAL IMPROVEMENT PROJECT INFORMATION

PROJECT TITLE:
Pier Deck & Piling Structure Repairs

DEPARTMENT: Public Works / Waterfront & Economic Development
PROJECT MANAGER: Geraldine Trivedi

ESTIMATED SCHEDULE: Ongoing

PROJECT DESCRIPTION:

Repair pier structure including decking and pilings and pertinent utilities pursuant to annual maintenance inspections.

JUSTIFICATION:

The project supports the City's Strategic Plan goals to maintain a high level of public safety with public engagement, vitalize the waterfront, and assess, prioritize, and plan for park/open space acquisition and for reconstruction of major City facilities and infrastructure.

Project Location
Pier



Funding Sources	Est. C/O	FY 22/23	FY 23/24	FY 24/25	FY 25/26	FY 26/27
Tidelands Funds	\$ 1,178	\$ 200,000	\$ 200,000	\$ 200,000	\$ 200,000	\$ 200,000
TOTAL	\$ 1,178	\$ 200,000	\$ 200,000	\$ 200,000	\$ 200,000	\$ 200,000

Project Costs	FY 22/23	FY 23/24	FY 24/25	FY 25/26	FY 26/27
Construction	\$ 201,178	\$ 200,000	\$ 200,000	\$ 200,000	\$ 200,000
TOTAL	\$ 201,178	\$ 200,000	\$ 200,000	\$ 200,000	\$ 200,000

NOTES:

FUND:	600 - Tidelands Funds
PROJECT NO.:	70350
PROJECT TYPE:	Construction
CATEGORY:	Waterfront
INITIAL YEAR OF FUNDING:	+20 years

CITY OF REDONDO BEACH CAPITAL IMPROVEMENT PROJECT INFORMATION

PROJECT TITLE:
Pier Parking Structure Critical Repairs

DEPARTMENT: Public Works / Waterfront & Economic Development
PROJECT MANAGER: Lauren Sablan

ESTIMATED SCHEDULE: FY 22-23

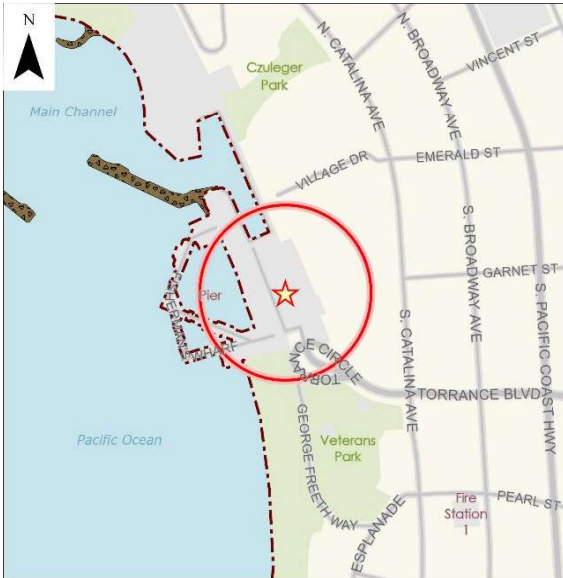
PROJECT DESCRIPTION:

The project will continue the City's efforts to repair joints, leaks, damaged floor, railing, and other structural members of the pier parking structure using various repair methods.

JUSTIFICATION:

The project supports the City's Strategic Plan goals to vitalize the waterfront, maintain a high level of public safety with public engagement, and assess, prioritize, and plan for park/open space acquisition and for reconstruction of major City facilities and infrastructure.

Project Location
Harbor



Funding Sources	Est. C/O	FY 22/23	FY 23/24	FY 24/25	FY 25/26	FY 26/27
Uplands Funds	\$ 125,925		\$ 1,200,000	\$ 1,200,000	\$ 1,200,000	\$ 1,200,000
Tidelands	\$ 59,695					
General Funds		\$ 4,350,380				
TOTAL	\$ 185,620	\$ 4,350,380	\$ 1,200,000	\$ 1,200,000	\$ 1,200,000	\$ 1,200,000

Project Costs	FY 22/23	FY 23/24	FY 24/25	FY 25/26	FY 26/27
Design					
Construction	\$ 4,536,000	\$ 1,200,000	\$ 1,200,000	\$ 1,200,000	\$ 1,200,000
TOTAL	\$ 4,536,000	\$ 1,200,000	\$ 1,200,000	\$ 1,200,000	\$ 1,200,000

NOTES:

FUND:	600 - Tidelands/601 - Uplands, 100- GF
PROJECT NO.:	70610
PROJECT TYPE:	Construction
CATEGORY:	Waterfront
INITIAL YEAR OF FUNDING	FY 04-05

CITY OF REDONDO BEACH CAPITAL IMPROVEMENT PROJECT INFORMATION

PROJECT TITLE:
**Pier Parking Structure
Security**

DEPARTMENT: Public Works / Waterfront &
Economic Development
PROJECT MANAGER: TBD

ESTIMATED SCHEDULE: Purchase and
installation to occur in FY 22-23

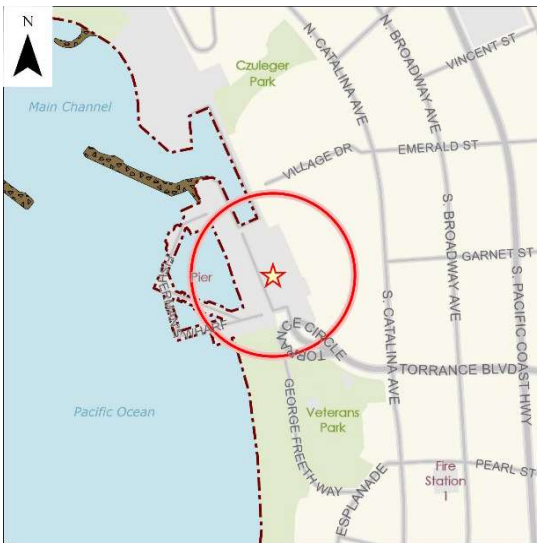
PROJECT DESCRIPTION:

This project will enhance and increase security measures of the Pier Parking structures, including, but not limited to, increased and enhanced lighting and the addition of security cameras.

JUSTIFICATION:

The project supports the City's Strategic Plan goals to assess, prioritize, and plan for park/open space acquisition and for reconstruction of major City facilities and infrastructure, to maintain a high level of public safety with public engagement, and vitalize the waterfront.

**Project Location
Harbor**



Funding Sources	Est. C/O	FY 22/23	FY 23/24	FY 24/25	FY 25/26	FY 26/27
Uplands		\$ 600,000				
TOTAL	\$ -	\$ 600,000	\$ -	\$ -	\$ -	\$ -

Project Costs	FY 22/23	FY 23/24	FY 24/25	FY 25/26	FY 26/27
Construction	\$ 600,000				
TOTAL	\$ 600,000	\$ -	\$ -	\$ -	\$ -

NOTES:

FUND:	600 - Tidelands Funds
PROJECT NO.:	New
PROJECT TYPE:	Rehabilitation
CATEGORY:	Waterfront
INITIAL YEAR OF FUNDING:	New

CITY OF REDONDO BEACH CAPITAL IMPROVEMENT PROJECT INFORMATION

PROJECT TITLE:
Pier Restroom Improvements

DEPARTMENT: Public Works

PROJECT MANAGER: TBD

ESTIMATED SCHEDULE:
Construction will occur in FY 21-22.

PROJECT DESCRIPTION:

This project will remodel the existing men's and women's restrooms on the International Boardwalk and on the Monstad Pier to bring them into compliance with current codes.

JUSTIFICATION:

The project supports the City's Strategic Plan goals to vitalize the waterfront, maintain a high level of public safety with public engagement, and assess, prioritize, and plan for park/open space acquisition and for reconstruction of major City facilities and infrastructure.

Project Location

International Boardwalk and on the Pier



WATERFRONT

Funding Sources	Est. C/O	FY 22/23	FY 23/24	FY 24/25	FY 25/26	FY 26/27
Uplands		\$ 250,000	\$ 250,000	\$ 250,000	\$ 250,000	\$ 250,000
Capital Funds	\$ 291,787					
TOTAL	\$ 291,787	\$ 250,000	\$ 250,000	\$ 250,000	\$ 250,000	\$ 250,000

Project Costs	FY 22/23	FY 23/24	FY 24/25	FY 25/26	FY 26/27
Construction	\$ 400,000	\$ 350,000	\$ 250,000	\$ 250,000	\$ 250,000
TOTAL	\$ 400,000	\$ 350,000	\$ 250,000	\$ 250,000	\$ 250,000

NOTES:

FUND:	600-Tidelands/601-Uplands/ 300-CIP
PROJECT NO.:	70640
PROJECT TYPE:	Rehabilitation
CATEGORY:	Waterfront
INITIAL YEAR OF FUNDING:	FY14-15

CITY OF REDONDO BEACH CAPITAL IMPROVEMENT PROJECT INFORMATION

PROJECT TITLE:
Sea Level Rise Preparation Master Planning

DEPARTMENT: Public Works / Waterfront &
Economic Development
PROJECT MANAGER: TBD

ESTIMATED SCHEDULE:
Beginning in FY22-23

PROJECT DESCRIPTION:

This project will begin the master planning for sea level rise preparation. Potentially it will lead to increase the height of existing concrete seawalls and breakwaters, and make other facility improvements in response to issues related to sea level rise. The first phase will take the findings of the LA County Coastal Communities Sea Level Rise Study and apply them to facilities within the City Coastal Zone.

JUSTIFICATION:

The project supports the City's Strategic Plan goals to assess, prioritize, and plan for park/open space acquisition and for reconstruction of major City facilities and infrastructure, to maintain a high level of public safety with public engagement, and vitalize

Project Location
Harbor



Funding Sources	Est. C/O	FY 22/23	FY 23/24	FY 24/25	FY 25/26	FY 26/27
Uplands		\$ 50,000	\$ 500,000	\$ 500,000	\$ 500,000	\$ 500,000
Tidelands		\$ 200,000				
TOTAL	\$ -	\$ 250,000	\$ 500,000	\$ 500,000	\$ 500,000	\$ 500,000

Project Costs	FY 22/23	FY 23/24	FY 24/25	FY 25/26	FY 26/27
Construction		\$ 500,000	\$ 500,000	\$ 500,000	\$ 500,000
Design	\$ 250,000				
TOTAL	\$ 250,000	\$ 500,000	\$ 500,000	\$ 500,000	\$ 500,000

NOTES:

FUND:	601-Uplands
PROJECT NO.:	New
PROJECT TYPE:	Rehabilitation
CATEGORY:	Waterfront
INITIAL YEAR OF FUNDING:	New

CITY OF REDONDO BEACH CAPITAL IMPROVEMENT PROJECT INFORMATION

PROJECT TITLE:
Seaside Lagoon

DEPARTMENT: Public Works / Waterfront & Economic Development
PROJECT MANAGER: TBD

ESTIMATED SCHEDULE: TBD

PROJECT DESCRIPTION:

This project looks to reconstruct and/or rehabilitate the City's Seaside Lagoon. Seaside Lagoon is a regional attraction that serves as open space for the community and the region. It is part of the Waterfront's amenities plan discussion.

JUSTIFICATION:

The project supports the City's Strategic Plan goals to assess, prioritize, and plan for park/open space acquisition and for reconstruction of major City facilities and infrastructure, to maintain a high level of public safety with public engagement, and vitalize the waterfront.



Funding Sources	Est. C/O	FY 22/23	FY 23/24	FY 24/25	FY 25/26	FY 26/27
Grant		\$ 10,000,000				
Tidelands						
TOTAL	\$ -	\$ 10,000,000	\$ -	\$ -	\$ -	\$ -

Project Costs	FY 22/23	FY 23/24	FY 24/25	FY 25/26	FY 26/27
Construction					
Design					
TOTAL	\$ -	\$ -	\$ -	\$ -	\$ -

NOTES:

FUND:	601-Tidelands
PROJECT NO.:	New
PROJECT TYPE:	Construction
CATEGORY:	Waterfront
INITIAL YEAR OF FUNDING:	New

CITY OF REDONDO BEACH CAPITAL IMPROVEMENT PROJECT INFORMATION

PROJECT TITLE:
Sport Fishing Pier Demolition and Reconstruction

DEPARTMENT: Public Works / Waterfront & Economic Development
PROJECT MANAGER: Geraldine Trivedi

ESTIMATED SCHEDULE: Construction planned for FY 24-25.

PROJECT DESCRIPTION:

This project includes the demolition and reconstruction of the sport fishing pier structure.

JUSTIFICATION:

The project supports the City's Strategic Plan goals to maintain a high level of public safety with public engagement, vitalize the waterfront, and assess, prioritize, and plan for park/open space acquisition and for reconstruction of major City facilities and infrastructure.

Project Location
Sport Fishing Pier



Funding Sources	Est. C/O	FY 22/23	FY 23/24	FY 24/25	FY 25/26	FY 26/27
Tidelands Funds					\$ 6,000,000	
TOTAL	\$ -	\$ -	\$ -	\$ -	\$ 6,000,000	\$ -

Project Costs	FY 22/23	FY 23/24	FY 24/25	FY 25/26	FY 26/27
Construction				\$ 6,000,000	
TOTAL	\$ -	\$ -	\$ -	\$ 6,000,000	\$ -

NOTES:

FUND:	600 - Tidelands Funds
PROJECT NO.:	New
PROJECT TYPE:	Construction
CATEGORY:	Waterfront
INITIAL YEAR OF FUNDING:	New

CITY OF REDONDO BEACH CAPITAL IMPROVEMENT PROJECT INFORMATION

PROJECT TITLE:
Waterfront Education Center Pre-Design

DEPARTMENT: Public Works / Waterfront & Economic Development
PROJECT MANAGER: TBD

ESTIMATED SCHEDULE: Pre-Design in FY 22-23

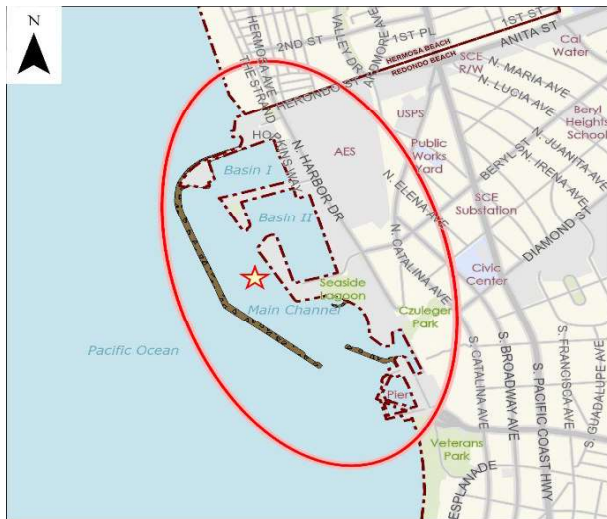
PROJECT DESCRIPTION:

This project will look to begin the pre-design phase of a potential Waterfront Education Center as part of the amenities plan discussion.

JUSTIFICATION:

The project supports the City's Strategic Plan goals to assess, prioritize, and plan for park/open space acquisition and for reconstruction of major City facilities and infrastructure, to maintain a high level of public safety with public engagement, and vitalize the waterfront.

**Project Location
Harbor**



Funding Sources	Est. C/O	FY 22/23	FY 23/24	FY 24/25	FY 25/26	FY 26/27
Tidelands Funds		\$ 75,000				
TOTAL	\$ -	\$ 75,000	\$ -	\$ -	\$ -	\$ -

Project Costs	FY 22/23	FY 23/24	FY 24/25	FY 25/26	FY 26/27
Construction					
TOTAL	\$ -	\$ -	\$ -	\$ -	\$ -

NOTES:

FUND:	600 - Tidelands Funds
PROJECT NO.:	New
PROJECT TYPE:	Construction
CATEGORY:	Waterfront
INITIAL YEAR OF FUNDING:	New

**Previously Funded Carryover Projects
Currently In Design, Out to Bid, or In Construction
(As of 5/15/22)**

Project Category	Project Number	Initial FY of Funding	Project Title	FY 21-22 Appropriation		Estimated FY 21-22 Carryover	
Parks	30790	FY19-20	Regional Restroom Improvements	\$	215,871	\$	200,308
Parks	30770	FY18-19	Wilderness Park Improvements	\$	166,980	\$	101,620
Parks	30900	FY 21-22	Andrews Park Exercise Course	\$	100,000	\$	100,000
Parks	30910	FY 21-22	Andrews Park Restroom	\$	120,000	\$	120,000
Parks	30920	FY 21-22	Anderson Park Scout House Renovations	\$	210,000	\$	124,415
Parks	30830	FY 21-22	Community Garden Infrastructure Improvements	\$	92,250	\$	91,702
Parks	30930	FY 21-22	Dog Runs- Aviation/Andrews/SCE/Franklin/Lilienthal	\$	154,150	\$	130,158
Parks	30860	FY 21-22	Wilderness Park Pond Refurbishment	\$	250,000	\$	250,000
Parks	30870	FY 21-22	Vincent Park Playground Equipment	\$	25,000	\$	12,133
Parks	30730	FY 19-20	Dominguez Park Dog Park Improvements	\$	306,500	\$	289,044
Parks	30820	FY 20-21	General Eaton B Parkette Improvements	\$	100,000	\$	100,000
Parks	30840	FY 21-22	Pickleball Court Feasibility Study	\$	65,000	\$	53,800
Parks	30800	FY 21-22	Play Surface Replac @ Anderson, Aviation, Perry, Turtle	\$	220,000	\$	220,000
TOTAL				\$	2,025,751	\$	1,793,180

CITY OF REDONDO BEACH CAPITAL IMPROVEMENT PROJECT INFORMATION

PROJECT TITLE:
Aviation Park Play Equipment

DEPARTMENT: Public Works

PROJECT MANAGER: TBD

ESTIMATED SCHEDULE: Construction in FY 23-24.

PROJECT DESCRIPTION:

The project will replace deteriorated picnic area amenities, play equipment and rubber surfacing in Aviation Park.

JUSTIFICATION:

The playground is heavily used and the picnic area amenities, as well as, the play equipment, is in need of replacement. The project supports the City's Strategic Plan goal to maintain a high level of public safety with public engagement and assess, prioritize, and plan for park/open space acquisition and for reconstruction of major City facilities and infrastructure.

Project Location
Aviation Park



Funding Sources	Est. C/O	FY 22/23	FY 23/24	FY 24/25	FY 25/26	FY 26/27
Subdivision			\$ 350,000			
TOTAL	\$ -	\$ -	\$ 350,000	\$ -	\$ -	\$ -

Project Costs	FY 22/23	FY 23/24	FY 24/25	FY 25/26	FY 26/27
Construction		\$ 350,000			
TOTAL	\$ -	\$ 350,000	\$ -	\$ -	\$ -

NOTES:

FUND:	254-Sub. Park Trust
PROJECT NO.:	NEW
PROJECT TYPE:	Rehabilitation
CATEGORY:	Parks
INITIAL YEAR OF FUNDING:	NEW

CITY OF REDONDO BEACH CAPITAL IMPROVEMENT PROJECT INFORMATION

PROJECT TITLE:
Dominguez Park Play Equipment, Landscape
& Walkways

DEPARTMENT: Public Works

PROJECT MANAGER: TBD

ESTIMATED SCHEDULE: Construction in FY
22-23.

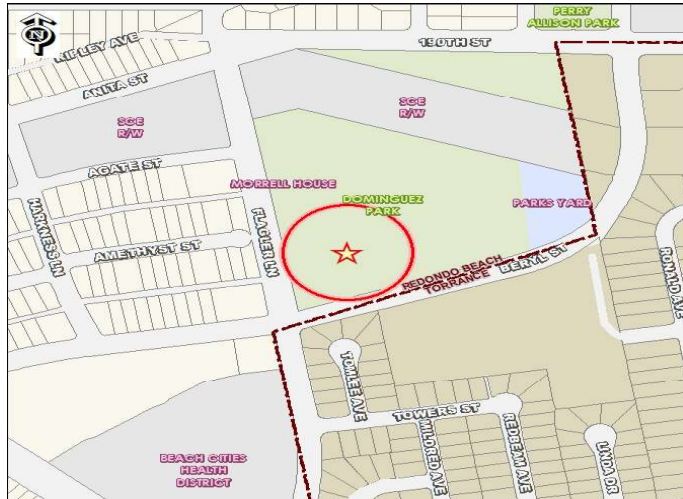
PROJECT DESCRIPTION:

The project will replace deteriorated play equipment and rubber surfacing in Dominguez Park and repair and upgrade the adjacent landscape and walkways along with addressing the north slope of the park.

JUSTIFICATION:

The playground is heavily used and the play equipment, as well as the rubber surfacing, are approximately 20 years old and need replacement. The project supports the City's Strategic Plan goal to maintain a high level of public safety with public engagement and assess, prioritize, and plan for park/open space acquisition and for reconstruction of major City facilities and infrastructure.

Project Location Dominguez Park



Funding Sources	Est. C/O	FY 22/23	FY 23/24	FY 24/25	FY 25/26	FY 26/27
Subdivision	\$ 1,041,425	\$ 500,000				
General Funds	\$ 200,000					
CIP Funds	\$ 240,000					
TOTAL	\$ 1,481,425	\$ 500,000	\$ -	\$ -	\$ -	\$ -

Project Costs	FY 22/23	FY 23/24	FY 24/25	FY 25/26	FY 25/27
Construction	\$ 1,981,425				
TOTAL	\$ 1,981,425	\$ -	\$ -	\$ -	\$ -

NOTES:

FUND:	254-Sub. Park Trust; 300-CFA Fds; 100- GF
PROJECT NO.:	30730
PROJECT TYPE:	Rehabilitation
CATEGORY:	Parks
INITIAL YEAR OF FUNDING:	FY18-19

CITY OF REDONDO BEACH CAPITAL IMPROVEMENT PROJECT INFORMATION

PROJECT TITLE:

Massena Parkette Playground Equipment

DEPARTMENT: Public Works

PROJECT MANAGER: TBD

ESTIMATED SCHEDULE: Construction in FY 23-24.

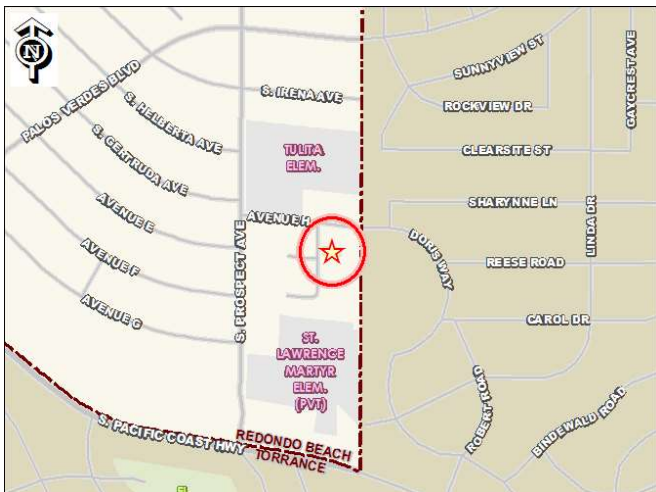
PROJECT DESCRIPTION:

The project will replace play equipment at Massena Parkette.

JUSTIFICATION:

The play equipment in this neighborhood parkette is in need of rehabilitation. The project supports the City's Strategic Plan goal to maintain a high level of public safety with public engagement and assess, prioritize, and plan for park/open space acquisition and for reconstruction of major City facilities and infrastructure.

Project Location
Massena Parkette



Funding Sources	Est. C/O	FY 22/23	FY 23/24	FY 24/25	FY 25/26	FY 26/27
Park & Rec			\$ 150,000			
Grants			\$ 300,000			
TOTAL	\$ -	\$ -	\$ 450,000	\$ -	\$ -	\$ -

Project Costs	FY 22/23	FY 23/24	FY 24/25	FY 25/26	FY 26/27
Construction	\$ 450,000	\$ 450,000			
TOTAL	\$ 450,000	\$ 450,000	\$ -	\$ -	\$ -

NOTES:

FUND:	250-Park & Rec Fac. Fee/230-Grants
PROJECT NO.:	NEW
PROJECT TYPE:	Rehabilitation
CATEGORY:	Parks
INITIAL YEAR OF FUNDING:	NEW

CITY OF REDONDO BEACH CAPITAL IMPROVEMENT PROJECT INFORMATION

PROJECT TITLE:
Parkette Retaining Wall Integrity Assessment

DEPARTMENT: Public Works

PROJECT MANAGER: TBD

ESTIMATED SCHEDULE: Assessment in FY 23-24.

PROJECT DESCRIPTION:

The project will review and assess new technologies available to upgrade and replace retaining walls at all City Parkettes and develop a plan to upgrade the walls as required.

JUSTIFICATION:

The City maintains and upgrades City Parks and Parkettes on a regular basis including play equipment, landscaping and retaining walls. The project supports the City's Strategic Plan goal to maintain a high level of public safety with public engagement and assess, prioritize, and plan for park/open space acquisition and for reconstruction of major City facilities and infrastructure.

Project Location
Various City Parkettes



Funding Sources	Est. C/O	FY 22/23	FY 23/24	FY 24/25	FY 25/26	FY 26/27
CIP Funds			\$ 100,000			
TOTAL	\$ -	\$ -	\$ 100,000	\$ -	\$ -	\$ -

Project Costs	FY 22/23	FY 23/24	FY 24/25	FY 25/26	FY 26/27
Assessment		\$ 100,000			
TOTAL	\$ -	\$ 100,000	\$ -	\$ -	\$ -

NOTES:

FUND:	300 - CIP Funds
PROJECT NO.:	NEW
PROJECT TYPE:	Rehabilitation
CATEGORY:	Parks
INITIAL YEAR OF FUNDING:	NEW

CITY OF REDONDO BEACH CAPITAL IMPROVEMENT PROJECT INFORMATION

PROJECT TITLE:
Regional Park Walkway Lighting Replacement

DEPARTMENT: Public Works

PROJECT MANAGER: TBD

ESTIMATED SCHEDULE: Construction in FY 24-25.

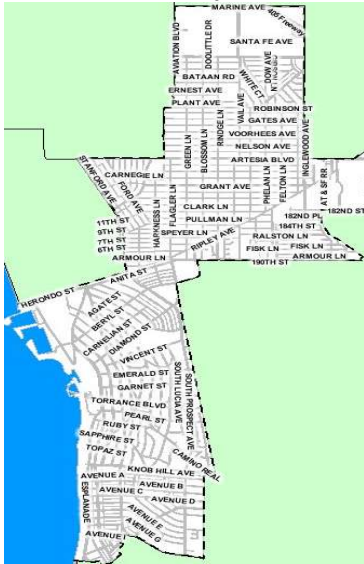
PROJECT DESCRIPTION:

The project will replace and upgrade pedestrian level lighting along the pathways in City regional parks to improve illumination and accessibility. Included parks are Aviation Park, Perry Park, Dominguez Park, Veterans Park, and Alta Vista Park.

JUSTIFICATION:

Pedestrian level lighting in City parks is in need of upgrades. The project supports the City's Strategic Plan goal to maintain a high level of public safety with public engagement and assess, prioritize, and plan for park/open space acquisition and for reconstruction of major City facilities and infrastructure.

Project Location
Various City Parks



Funding Sources	Est. C/O	FY 22/23	FY 23/24	FY 24/25	FY 25/26	FY 26/27
Subdivision				\$ 1,000,000		
TOTAL	\$ -	\$ -	\$ -	\$ 1,000,000	\$ -	\$ -

Project Costs	FY 22/23	FY 23/24	FY 24/25	FY 25/26	FY 26/27
Construction			\$ 1,000,000		
TOTAL	\$ -	\$ -	\$ 1,000,000	\$ -	\$ -

NOTES:

FUND:	254-Sub. Park Trust
PROJECT NO.:	NEW
PROJECT TYPE:	Rehabilitation
CATEGORY:	Parks
INITIAL YEAR OF FUNDING:	NEW

CITY OF REDONDO BEACH CAPITAL IMPROVEMENT PROJECT INFORMATION

PROJECT TITLE:
Skatepark Improvements

DEPARTMENT: Public Works/Community Services
PROJECT MANAGER: Andrew Winje

ESTIMATED SCHEDULE: Construction in FY 21-22 and FY 22-23

PROJECT DESCRIPTION:

The project will support installation of skatepark facilities at Perry Park and at Pad 10 in the Harbor area. Additional locations will be evaluated.

JUSTIFICATION:

The project supports the City's Strategic Plan goal to assess, prioritize, and plan for park/open space acquisition, and for reconstruction of major City facilities and infrastructure.

Project Location

Perry Park and Harbor Pad 10



Funding Sources	Est. C/O	FY 22/23	FY 23/24	FY 24/25	FY 25/26	FY 26/27
Sub. Pk. Trust		\$ 30,000				
Donation (Kings)	\$ 25,000					
TOTAL	\$ 25,000	\$ 30,000	\$ -	\$ -	\$ -	\$ -

Project Costs	FY 22/23	FY 23/24	FY 24/25	FY 25/26	FY 26/27
Construction					
TOTAL	\$ -	\$ -	\$ -	\$ -	\$ -

NOTES:

FUND:	254-Sub. Pk. Trust/300-CIP
PROJECT NO.:	30740
PROJECT TYPE:	Construction
CATEGORY:	Parks
INITIAL YEAR OF FUNDING:	FY18-19

**Previously Funded Carryover Projects
Currently In Design, Out to Bid, or In Construction
(As of 5/15/22)**

Project Category	Project Number	Initial FY of Funding	Project Title	FY 21-22 Appropriation		Estimated FY 21-22 Carryover	
Pub Facilities	20860	FY 21-22	Aviation Gymnasium Improvements	\$	150,000	\$	150,000
Pub Facilities	20870	FY 21-22	Beach Bluff Pedestrian Path Lighting Replacement	\$	150,000	\$	150,000
Pub Facilities	20790	FY19-20	City Facility HVAC Equipment Replacement	\$	367,860	\$	358,309
Pub Facilities	20800	FY19-20	City Facility Roof Replacement	\$	267,182	\$	267,182
Pub Facilities	20670	FY14-15	City Fueling Station Replacement - Design Build	\$	267,396	\$	267,396
Pub Facilities	20920	FY13-14	Civic Center Window Storefront Improvement	\$	240,000	\$	240,000
Pub Facilities	20840	FY20-21	Community Services Dept. Relocation Assessment	\$	100,000	\$	100,000
Pub Facilities	20890	FY 21-22	Perry Park Senior Center HVAC Improvements	\$	50,000	\$	150,050
Pub Facilities	20910	FY 21-22	RBPAC Modernization	\$	955,000	\$	927,031
Pub Facilities	20120	FY 07-08	Transit Center	\$	11,679,400	\$	2,599,504
TOTAL				\$	14,226,838	\$	5,209,472

CITY OF REDONDO BEACH CAPITAL IMPROVEMENT PROJECT INFORMATION

PROJECT TITLE:
200 N Pacific Coast Highway Meter Separation

DEPARTMENT: Public Works

PROJECT MANAGER: Michael Klein

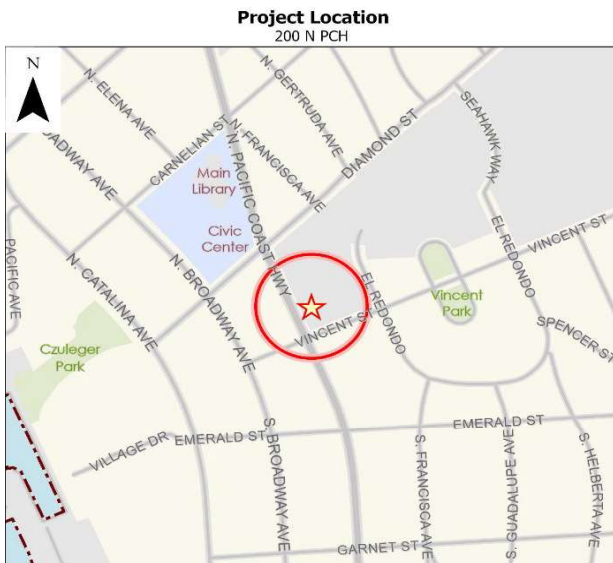
ESTIMATED SCHEDULE: Construction in FY 22-23

PROJECT DESCRIPTION:

This project will create a separate electrical meter for the City's 200 N Pacific Coast Highway building, which houses several units of the Police Department. Currently the meter is connected to Redondo Union High School auditorium and does not allow for a true accounting of electricity usage.

JUSTIFICATION:

The project supports the City's Strategic Plan goal to assess, prioritize, and plan for park/open space acquisition and for reconstruction of major City facilities and infrastructure.



Funding Sources	Est. C/O	FY 22/23	FY 23/24	FY 24/25	FY 25/26	FY 26/27
Capital Projects		\$ 100,000				
TOTAL	\$ -	\$ 100,000	\$ -	\$ -	\$ -	\$ -

Project Costs	FY 22/23	FY 23/24	FY 24/25	FY 25/26	FY 26/27
Construction	\$ 100,000				
TOTAL	\$ 100,000	\$ -	\$ -	\$ -	\$ -

NOTES:

FUND:	300- CIP Funds
PROJECT NO.:	New
PROJECT TYPE:	Rehabilitation
CATEGORY:	Public Facilities
INITIAL YEAR OF FUNDING:	New

CITY OF REDONDO BEACH CAPITAL IMPROVEMENT PROJECT INFORMATION

PROJECT TITLE:

**City Park and Facility Parking Lot
Resurfacing- Dominguez Park Parking Lot**

DEPARTMENT: Public Works

PROJECT MANAGER: TBD

ESTIMATED SCHEDULE:

Ongoing

PROJECT DESCRIPTION:

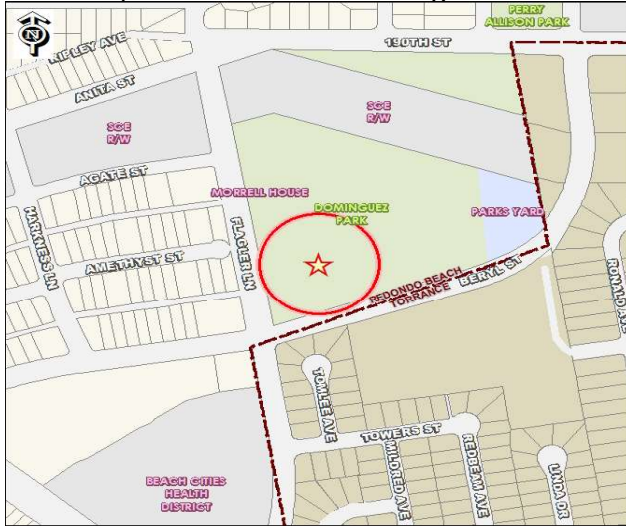
The project will develop an ongoing program to fund rehabilitation of parking areas for all City facilities outside of the Harbor area. The program would incorporate City parks and staff occupied facilities that provide off street parking to accommodate staff and visitors. It is anticipated that Dominguez Park Parking Lot will be resurfaced in FY 22-23.

JUSTIFICATION:

The project supports the City's Strategic Plan goal to assess, prioritize, and plan for park/open space acquisition and for reconstruction of major City facilities and infrastructure.

Project Location

Citywide - FY 22-23 Dominguez Park



Funding Sources	Est. C/O	FY 22/23	FY 23/24	FY 24/25	FY 25/26	FY 26/27
Sub. Pk Trust	\$ 100,000		\$ 100,000	\$ 100,000	\$ 100,000	
Capital Projects		\$ 50,000		\$ 50,000		
TOTAL	\$ 100,000	\$ 50,000	\$ 100,000	\$ 150,000	\$ 100,000	\$ -

Project Costs	FY 22/23	FY 23/24	FY 24/25	FY 25/26	FY 26/27
Construction			\$ 235,000		
TOTAL	\$ -	\$ -	\$ 235,000	\$ -	\$ -

NOTES:

FUND:	254-Sub Pk Trust/300-CIP
PROJECT NO.:	20880
PROJECT TYPE:	Construction
CATEGORY:	Public Facilities
INITIAL YEAR OF FUNDING:	FY 20-21

CITY OF REDONDO BEACH CAPITAL IMPROVEMENT PROJECT INFORMATION

PROJECT TITLE:
City Hall Window and Storefront
Improvements

DEPARTMENT: Public Works

PROJECT MANAGER: Michael Klein

ESTIMATED SCHEDULE:
Construction begin in FY 24-25.

Project Location
City Hall



PUBLIC FACILITIES

PROJECT DESCRIPTION:

The project will replace windows and other storefront amenities in the Civic Center facilities to improve energy conservation efforts and to provide accessibility enhancements.

JUSTIFICATION:

The project supports the City's Strategic Plan goals to assess, prioritize, and plan for park/ open space acquisition and for reconstruction of major City facilities and infrastructure and ensure sustainability, livability, and health by completing the General Plan Update and by implementing environmentally responsible programs.

Funding Sources	Est. C/O	FY 22/23	FY 23/24	FY 24/25	FY 25/26	FY 26/27
Capital Projects				\$ 235,000		
Major Facilities	\$ 240,000					
TOTAL	\$ 240,000	\$ -	\$ -	\$ 235,000	\$ -	\$ -

Project Costs	FY 22/23	FY 23/24	FY 24/25	FY 25/26	FY 26/27
Construction			\$ 235,000		
TOTAL	\$ -	\$ -	\$ 235,000	\$ -	\$ -

NOTES:

FUND:	300 - CIP/ 302 Major Facilities
PROJECT NO.:	20920
PROJECT TYPE:	Construction
CATEGORY:	Public Facilities
INITIAL YEAR OF FUNDING:	FY 20-21

CITY OF REDONDO BEACH CAPITAL IMPROVEMENT PROJECT INFORMATION

PROJECT TITLE:
Civic Center Safety & Workplace Health Improvements

DEPARTMENT: Public Works

PROJECT MANAGER: Gary Laolagi

ESTIMATED SCHEDULE:
Ongoing

Project Location
City Hall



PUBLIC FACILITIES

PROJECT DESCRIPTION:

This project includes safety and workplace improvements in the Civic Center. Improvements will take place in employee areas, public entry areas and in conference rooms.

JUSTIFICATION:

The project supports the City's Strategic Plan goals to maintain a high level of public safety with public engagement and to assess, prioritize, and plan for park/open space acquisition and for reconstruction of major City facilities and infrastructure.

Funding Sources	Est. C/O	FY 22/23	FY 23/24	FY 24/25	FY 25/26	FY 26/27
Capital Projects	\$ 66,965	\$ 100,000	\$ 100,000	\$ 100,000	\$ 100,000	\$ 100,000
TOTAL	\$ 66,965	\$ 100,000	\$ 100,000	\$ 100,000	\$ 100,000	\$ 100,000

Project Costs	FY 22/23	FY 23/24	FY 24/25	FY 25/26	FY 26/27
Construction	\$ 100,000	\$ 100,000	\$ 100,000	\$ 100,000	\$ 100,000
TOTAL	\$ 100,000	\$ 100,000	\$ 100,000	\$ 100,000	\$ 100,000

NOTES:

FUND:	300 - CIP
PROJECT NO.:	20610
PROJECT TYPE:	Construction
CATEGORY:	Public Facilities
INITIAL YEAR OF FUNDING:	FY 14-15

CITY OF REDONDO BEACH CAPITAL IMPROVEMENT PROJECT INFORMATION

PROJECT TITLE:
Electric Vehicle Charging Infrastructure

DEPARTMENT: Public Works

PROJECT MANAGER: TBD

ESTIMATED SCHEDULE: Design phase in FY 22-23

PROJECT DESCRIPTION:

This project aims to grow the City's electric vehicle supply equipment/charging infrastructure (EVSE). According to the South Coast Air Quality Management District (SCAQMD), current air pollutant emissions must be reduced by an additional 75% in order to meet 2023 federal ozone standards. Potential charging sites include: Riviera Village, the Harbor, Arteis Blvd, and other city owned or controlled areas.

JUSTIFICATION:

The project supports the City's Strategic Plan goals to maintain a high level of public safety with public engagement and to assess, prioritize, and plan for park/open space acquisition and for reconstruction of major City facilities and infrastructure.

Project Location
Various Locations in the City



Funding Sources	Est. C/O	FY 22/23	FY 23/24	FY 24/25	FY 25/26	FY 26/27
AQMD	\$ 41,400					
Capital Projects		\$ 50,000				
TOTAL	\$ 41,400	\$ 50,000	\$ -	\$ -	\$ -	\$ -

Project Costs	FY 22/23	FY 23/24	FY 24/25	FY 25/26	FY 26/27
Design	\$ 50,000				
Construction					
TOTAL	\$ 50,000	\$ -	\$ -	\$ -	\$ -

NOTES:

FUND:	00- CIP Funds/ 218 - AQMD
PROJECT NO.:	20770
PROJECT TYPE:	Construction
CATEGORY:	Public Facilities
INITIAL YEAR OF FUNDING:	FY 18-19

CITY OF REDONDO BEACH CAPITAL IMPROVEMENT PROJECT INFORMATION

PROJECT TITLE:
Fire Department Stations and City Hall Parking
Lot Security Design

DEPARTMENT: Public Works

PROJECT MANAGER: TBD

ESTIMATED SCHEDULE: Design in FY 22-23

PROJECT DESCRIPTION:

This security project would focus on the parking lots of both Fire stations and the City Hall employee parking lot and install fencing and high-speed gates where appropriate.

JUSTIFICATION:

The project supports the City's Strategic Plan goals to maintain a high level of public safety with public engagement and to assess, prioritize, and plan for park/open space acquisition and for reconstruction of major City facilities and infrastructure.

Project Location
Fire Station 1 and City Hall



Funding Sources	Est. C/O	FY 22/23	FY 23/24	FY 24/25	FY 25/26	FY 26/27
Capital Projects		\$ 50,000				
TOTAL	\$ -	\$ 50,000	\$ -	\$ -	\$ -	\$ -

Project Costs	FY 22/23	FY 23/24	FY 24/25	FY 25/26	FY 26/27
Construction	\$ 50,000				
TOTAL	\$ 50,000	\$ -	\$ -	\$ -	\$ -

NOTES:

FUND:	300- CIP Funds
PROJECT NO.:	New
PROJECT TYPE:	Design/Rehabilitation
CATEGORY:	Public Facilities
INITIAL YEAR OF FUNDING:	New

CITY OF REDONDO BEACH CAPITAL IMPROVEMENT PROJECT INFORMATION

PROJECT TITLE:
Fire Department Station 1 Window Replacement

DEPARTMENT: Public Works

PROJECT MANAGER: TBD

ESTIMATED SCHEDULE: Construction in FY 22-23

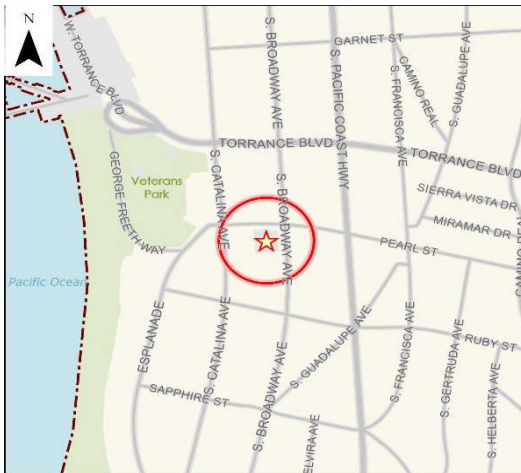
PROJECT DESCRIPTION:

This project will replace all of the antiquated single pane windows with double paned modern windows. New windows will insulate the building significantly better than the existing single pane windows.

JUSTIFICATION:

The project supports the City's Strategic Plan goals to maintain a high level of public safety with public engagement and to assess, prioritize, and plan for park/open space acquisition and for reconstruction of major City facilities and infrastructure.

Project Location
Fire Station 1



Funding Sources	Est. C/O	FY 22/23	FY 23/24	FY 24/25	FY 25/26	FY 26/27
Capital Projects		\$ 50,000				
TOTAL	\$ -	\$ 50,000	\$ -	\$ -	\$ -	\$ -

Project Costs	FY 22/23	FY 23/24	FY 24/25	FY 25/26	FY 26/27
Construction	\$ 50,000				
TOTAL	\$ 50,000	\$ -	\$ -	\$ -	\$ -

NOTES:

FUND:	300- CIP Funds
PROJECT NO.:	New
PROJECT TYPE:	Rehabilitation
CATEGORY:	Public Facilities
INITIAL YEAR OF FUNDING:	New

CITY OF REDONDO BEACH CAPITAL IMPROVEMENT PROJECT INFORMATION

PROJECT TITLE:
Police Department Pier Sub-station
Refurbishment

DEPARTMENT: Public Works

PROJECT MANAGER: TBD

ESTIMATED SCHEDULE: Construction in FY
22-23

PROJECT DESCRIPTION:

This project will fund the refurbishment decaying exterior and add the necessary signage to identify the building as a Police Department. The interior improvements will enhance damaged flooring, decaying ceiling, security improvements to the lobby, a more efficient work space and cabinetry.

JUSTIFICATION:

The project supports the City's Strategic Plan goals to maintain a high level of public safety with public engagement and to assess, prioritize, and plan for park/open space acquisition and for reconstruction of major City facilities and infrastructure.

Project Location

Police Department Pier Sub-Station



Funding Sources	Est. C/O	FY 22/23	FY 23/24	FY 24/25	FY 25/26	FY 26/27
Capital Projects		\$ 250,000				
TOTAL	\$ -	\$ 250,000	\$ -	\$ -	\$ -	\$ -

Project Costs	FY 22/23	FY 23/24	FY 24/25	FY 25/26	FY 26/27
Construction	\$ 250,000				
TOTAL	\$ 250,000	\$ -	\$ -	\$ -	\$ -

NOTES:

FUND:	300- CIP Funds
PROJECT NO.:	New
PROJECT TYPE:	Rehabilitation
CATEGORY:	Public Facilities
INITIAL YEAR OF FUNDING:	New

CITY OF REDONDO BEACH CAPITAL IMPROVEMENT PROJECT INFORMATION

PROJECT TITLE:
Police Department Station Improvements

DEPARTMENT: Public Works

PROJECT MANAGER: Gary Laolagi

ESTIMATED SCHEDULE:
Construction in FY 22-23 and FY 23-24.

Project Location
City Hall



PUBLIC FACILITIES

PROJECT DESCRIPTION:

This project will continue the efforts to rehabilitate the various offices and areas within the Police Department.

JUSTIFICATION:

The project supports the City's Strategic Plan goal to improve public facilities and infrastructure in an environmentally responsible manner and maintain a high level of public safety with public engagement.

Funding Sources	Est. C/O	FY 22/23	FY 23/24	FY 24/25	FY 25/26	FY 26/27
Capital Projects	\$ 68,785	\$ 150,000				
TOTAL	\$ 68,785	\$ 150,000	\$ -	\$ -	\$ -	\$ -

Project Costs	FY 22/23	FY 23/24	FY 24/25	FY 25/26	FY 26/27
Construction	\$ 100,000	\$ 118,785			
TOTAL	\$ 100,000	\$ 118,785	\$ -	\$ -	\$ -

NOTES:

FUND:	300 - CIP
PROJECT NO.:	20690
PROJECT TYPE:	Rehabilitation
CATEGORY:	Public Facilities
INITIAL YEAR OF FUNDING:	FY 14-15

CITY OF REDONDO BEACH CAPITAL IMPROVEMENT PROJECT INFORMATION

PROJECT TITLE:
Police Department Shooting Range

DEPARTMENT: Public Works

PROJECT MANAGER: Andrew Winje

ESTIMATED SCHEDULE: Design in Fall 2022;
Construction anticipated to begin FY 23-24.

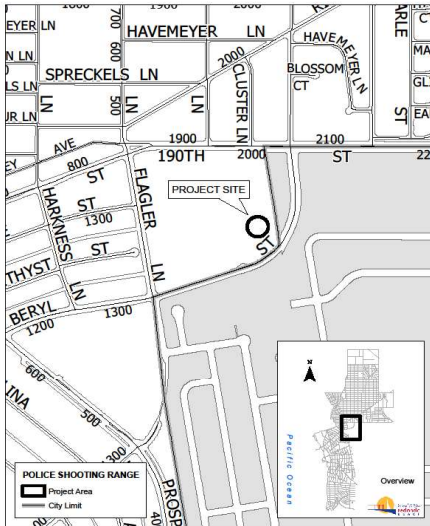
PROJECT DESCRIPTION:

The project will continue the design and environmental preparations necessary to install a modular shooting range at the site of the current police shooting range located at the City Parks Yard on Beryl Street and determine the environmental site preparation necessary to pursue construction at the site. It will also fund the eventual construction of the shooting range.

JUSTIFICATION:

The project supports the City's Strategic Plan goal to maintain a high level of public safety with public engagement and assess, prioritize, and plan for reconstruction of major City facilities and infrastructure.

Project Location
Police Shooting Range



Funding Sources	Est. C/O	FY 22/23	FY 23/24	FY 24/25	FY 25/26	FY 26/27
CFA Funds	\$ 300,000	\$ 647,651	\$ 750,000	\$ 697,000		
CIP Funds	\$ 3,600		\$ 350,000			
Maj. Fac Rpr Fd						
TOTAL	\$ 303,600	\$ 647,651	\$ 1,100,000	\$ 697,000	\$ -	\$ -

Project Costs	FY 22/23	FY 23/24	FY 24/25	FY 25/26	FY 26/27
Design/Environmental Prep	\$ 360,000				
Purchase and Installation		\$ 1,100,000	\$ 1,288,251		
TOTAL	\$ 360,000	\$ 1,100,000	\$ 1,288,251	\$ -	\$ -

NOTES:

FUND:	300-CFA Fds; 707-Maj Fac Rpr
PROJECT NO.:	20810
PROJECT TYPE:	Feasibility/Site Prep/Construction
CATEGORY:	Public Facilities
INITIAL YEAR OF FUNDING:	FY19-20

CITY OF REDONDO BEACH CAPITAL IMPROVEMENT PROJECT INFORMATION

PROJECT TITLE:
RBTB Broadcast Facility/City Council
Chamber Upgrades

DEPARTMENT: Public Works & Information
Technology

ESTIMATED SCHEDULE: Construction -
FY 20-21. On-going upgrades.

Project Location
City Council Chambers



PUBLIC FACILITIES

PROJECT DESCRIPTION:

The project will provide ongoing upgrades to the Main Library broadcast facilities and the City Council Chambers facility and equipment to enhance television broadcasting opportunities.

JUSTIFICATION:

The project supports the City's Strategic Plan goal to assess, prioritize, and plan for park/open space acquisition and for reconstruction of major City facilities and infrastructure.

Funding Sources	Est. C/O	FY 22/23	FY 23/24	FY 24/25	FY 25/26	FY 26/27
PEG Fees	\$ 170,025	\$ 190,000				
TOTAL	\$ 170,025	\$ 190,000	\$ -	\$ -	\$ -	\$ -

Project Costs	FY 22/23	FY 23/24	FY 24/25	FY 25/26	FY 26/27
Equipment/Construction	\$ 360,025				
TOTAL	\$ 360,025	\$ -	\$ -	\$ -	\$ -

NOTES:

FUND:	300-Capital Projects - PEG Fees
PROJECT NO.:	20560
PROJECT TYPE:	Construction
CATEGORY:	Public Facilities
INITIAL YEAR OF FUNDING:	FY 14-15

CITY OF REDONDO BEACH CAPITAL IMPROVEMENT PROJECT INFORMATION

PROJECT TITLE:
Transit Fleet Operations Center

DEPARTMENT: Public Works / Community Services
PROJECT MANAGER: TBD

ESTIMATED SCHEDULE: Construction planned for Spring 2022.

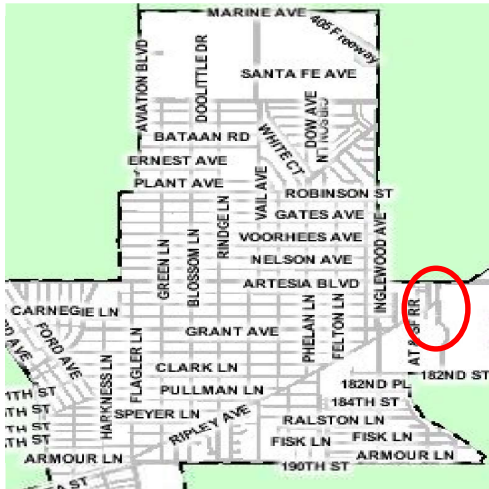
PROJECT DESCRIPTION:

The project will provide necessary maintenance and facility upgrades to the transit fleet operations center located on the old Verizon site on Kingsdale. The Center is the dispatch and maintenance center for the Beach Cities Transit System.

JUSTIFICATION:

The project supports the City's Strategic Plan goals to assess, prioritize, and plan for park/open space acquisition and for reconstruction of major City facilities and infrastructure.

Project Location
Kingsdale



Funding Sources	Est. C/O	FY 22/23	FY 23/24	FY 24/25	FY 25/26	FY 26/27
Proposition A	\$ 75,000					
Proposition C	\$ 75,000					
Grants	\$ 105,959	\$ 40,465				
TOTAL	\$ 255,959	\$ 40,465	\$ -	\$ -	\$ -	\$ -

Project Costs	FY 22/23	FY 23/24	FY 24/25	FY 25/26	FY 26/27
Construction	\$ 296,424				
TOTAL	\$ 296,424	\$ -	\$ -	\$ -	\$ -

NOTES:

FUND:	212-Prop A/214-Prop C/230-Grants
PROJECT NO.:	20760
PROJECT TYPE:	Construction
CATEGORY:	Public Facilities
INITIAL YEAR OF FUNDING:	FY17-18

CITY OF REDONDO BEACH CAPITAL IMPROVEMENT PROJECT INFORMATION

PROJECT TITLE:
Veterans Park Historic Library Upgrades

DEPARTMENT: Public Works

PROJECT MANAGER: TBD

ESTIMATED SCHEDULE: Construction in FY 22-23.

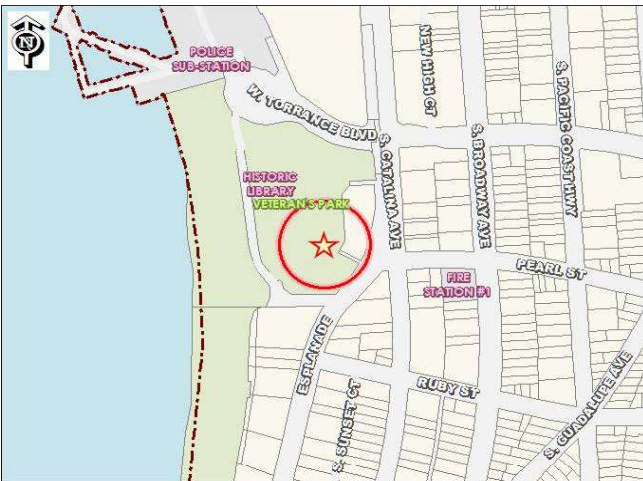
PROJECT DESCRIPTION:

The project will complete upgrades to the Veterans Park Historic Library including roof, paint, and masonry repairs, elevator upgrades, HVAC modifications, and window replacement.

JUSTIFICATION:

The Historic Library is heavily used and in need of repairs and upgrades. The project supports the City's Strategic Plan goal to maintain a high level of public safety with public engagement and assess, prioritize, and plan for reconstruction of major City facilities.

Project Location
Veterans Park Historic Library



Funding Sources	Est. C/O	FY 22/23	FY 23/24	FY 24/25	FY 25/26	FY 26/27
CFA Funds	\$ 250,000	\$ 250,000				
Maj. Fac. Repair	\$ 155,000					
TOTAL	\$ 250,000	\$ 250,000	\$ -	\$ -	\$ -	\$ -

Project Costs	FY 22/23	FY 23/24	FY 24/25	FY 25/26	FY 26/27
Construction	\$ 655,000				
TOTAL	\$ 655,000	\$ -	\$ -	\$ -	\$ -

NOTES:

FUND:	300-CFA Fds/707-Maj. Fac. Repair
PROJECT NO.:	20900
PROJECT TYPE:	Rehabilitation
CATEGORY:	Public Facilities
INITIAL YEAR OF FUNDING:	FY 21-22

**Previously Funded Carryover Projects
Currently In Design, Out to Bid, or In Construction
(As of 5/15/22)**

Project Category	Project Number	Initial FY of Funding	Project Title	FY 21-22 Appropriation		Estimated FY 21-22 Carryover	
General	10321	FY 21-22	District 1 Discretionary Infrastructure	\$	100,000	\$	100,000
General	10322	FY 21-22	District 2 Discretionary Infrastructure	\$	100,000	\$	86,897
General	10323	FY 21-22	District 3 Discretionary Infrastructure	\$	100,000	\$	100,000
General	10324	FY 21-22	District 4 (Mayor) Discretionary Infrastructure	\$	100,000	\$	100,000
General	10325	FY 21-22	District 5 Discretionary Infrastructure	\$	100,000	\$	100,000
General	10210	FY03-04	Path of History - Vincent	\$	8,993	\$	8,993
TOTAL				\$	508,993	\$	495,890

CITY OF REDONDO BEACH CAPITAL IMPROVEMENT PROJECT INFORMATION

PROJECT TITLE:
City Monument Sign Replacement

DEPARTMENT: Public Works

PROJECT MANAGER: TBD

ESTIMATED SCHEDULE: Continuous

PROJECT DESCRIPTION:

The project will replace City monument signs that are damaged and in disrepair.

JUSTIFICATION:

City monuments signs are in need of repair or replacement when they are damaged or vandalized. The current maintenance and operations budget can not accommodate the cost of repairing or replacing these signs. The replacement will be funded through the Self-Insurance fund and recovered through insurance claims when possible.

Project Location
Various Locations in the City



Funding Sources	Est. C/O	FY 22/23	FY 23/24	FY 24/25	FY 25/26	FY 26/27
Self-Insurance		\$ 100,000	\$ 100,000	\$ 100,000	\$ 100,000	\$ 100,000
TOTAL	\$ -	\$ 100,000	\$ 100,000	\$ 100,000	\$ 100,000	\$ 100,000

Project Costs	FY 22/23	FY 23/24	FY 24/25	FY 25/26	FY 26/27
Construction					
TOTAL	\$ -	\$ -	\$ -	\$ -	\$ -

NOTES:

FUND:	700- Self Insurance Fund
PROJECT NO.:	NEW
PROJECT TYPE:	Rehabilitation
CATEGORY:	General
INITIAL YEAR OF FUNDING:	NEW