



City of Redondo Beach

STUDY AREA PROFILE

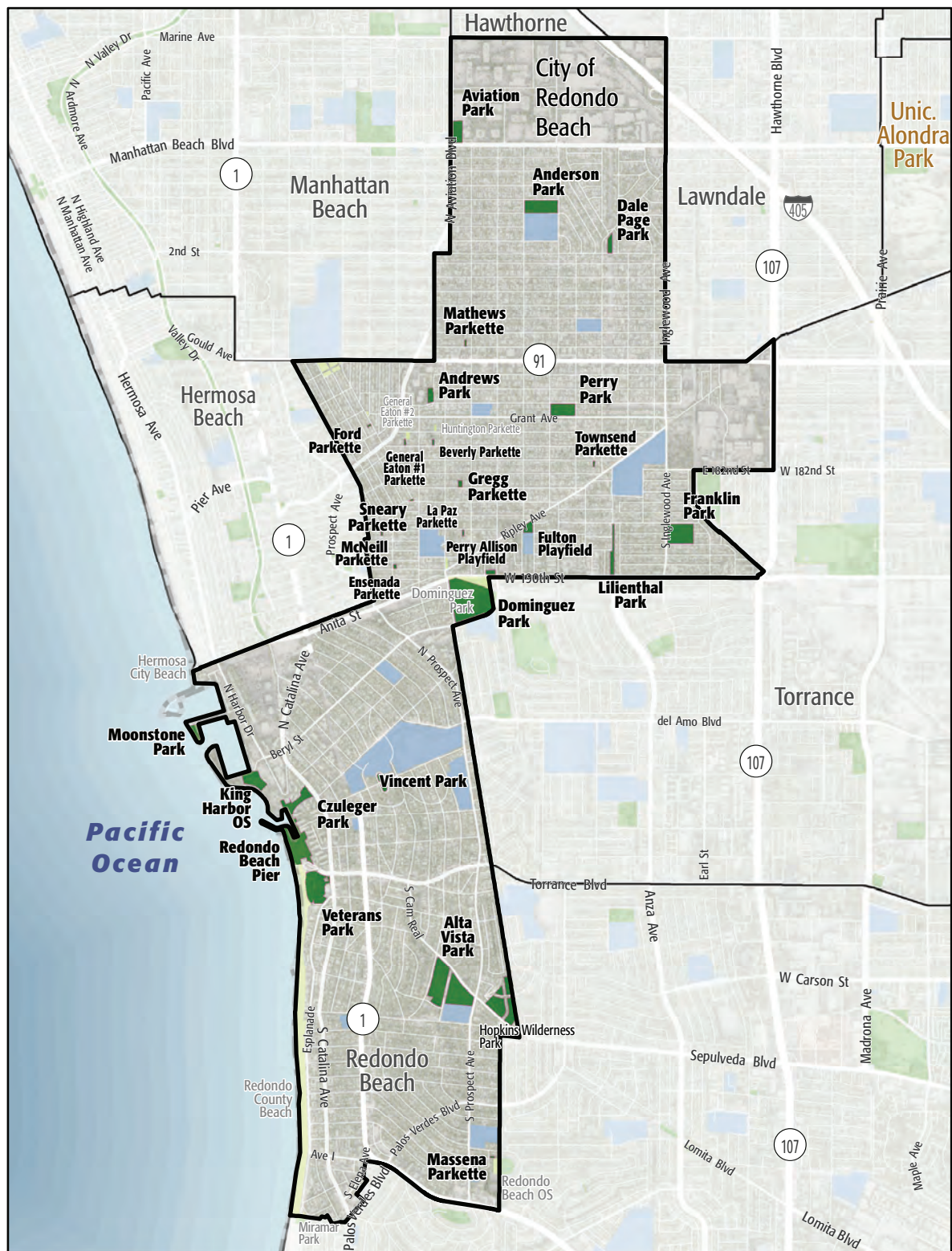
STUDY AREA ID #186

- BASE MAP
- PARK METRICS
- WHERE ARE PARKS MOST NEEDED
- AMENITY QUANTITIES AND CONDITIONS
- PARK NEEDS FRAMEWORK
- PROJECT COST ESTIMATES
- PROJECT REPORTING FORM
- COMMUNITY ENGAGEMENT FORM





STUDY AREA BASE MAP



City of Redondo Beach

- Existing Park
- Existing Park Outside Study Area
- Existing School
- Other Open Space

PARK METRICS



PARK LAND: Is there enough park land for the population?

92.7 PARK ACRES
within study area

67,722
POPULATION

1.4 PARK ACRES
PER 1,000

The county average is 3.3 park acres per 1,000

*This section does not include the 5.1 acres of regional open space, nature preserves, or State and National Forest land in this Study Area.

PARK ACCESSIBILITY: Is park land located where everyone can access it?

87% of population living
WITHIN 1/2 MILE
of a park

The county average is 49% of the population living
within 1/2 mile of a park

PARK PRESSURE

How much park land is available to residents in the area around each park?

Alta Vista Park (15.94 Acres)
2.1 park acres per 1,000

Anderson Park (5.93 Acres)
1.55 park acres per 1,000

Andrews Park (1.18 Acres)
0.74 park acres per 1,000

Aviation Park (2.79 Acres)
3.61 park acres per 1,000

Beverly Parkette (0.17 Acres)
0.14 park acres per 1,000

Czuleger Park (3.66 Acres)
2.33 park acres per 1,000

Dale Page Park (1.16 Acres)
0.23 park acres per 1,000

Dominguez Park (19.65 Acres)
8.72 park acres per 1,000

Ensenada Parkette (0.18 Acres)
0.19 park acres per 1,000

Ford Parkette (0.12 Acres)
0.06 park acres per 1,000

Franklin Park (6.85 Acres)

2.97 park acres per 1,000

Fulton Playfield (1.21 Acres)

0.73 park acres per 1,000

General Eaton #1 Parkette (0.17 Acres)

0.17 park acres per 1,000

Gregg Parkette (0.35 Acres)

0.26 park acres per 1,000

King Harbor OS (3.8 Acres)

7.96 park acres per 1,000

La Paz Parkette (0.18 Acres)

0.22 park acres per 1,000

Lilienthal Park (2.14 Acres)

1.12 park acres per 1,000

Massena Parkette (0.14 Acres)

0.09 park acres per 1,000

Mathews Parkette (0.18 Acres)

0.04 park acres per 1,000

McNeill Parkette (0.12 Acres)

0.11 park acres per 1,000

Moonstone Park (1.47 Acres)

13.86 park acres per 1,000

Perry Allison Playfield (0.59 Acres)

0.96 park acres per 1,000

Perry Park (4.13 Acres)

0.69 park acres per 1,000

Redondo Beach Pier (11.57 Acres)

59.5 park acres per 1,000

Sneary Parkette (0.1 Acres)

0.11 park acres per 1,000

Townsend Parkette (0.17 Acres)

0.1 park acres per 1,000

Veterans Park (7.83 Acres)

1.88 park acres per 1,000

Vincent Park (0.93 Acres)

0.25 park acres per 1,000

WHERE ARE PARKS MOST NEEDED?

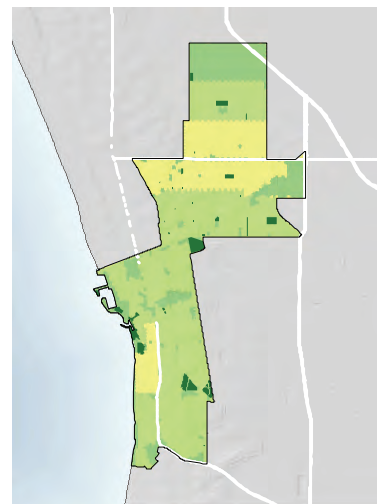
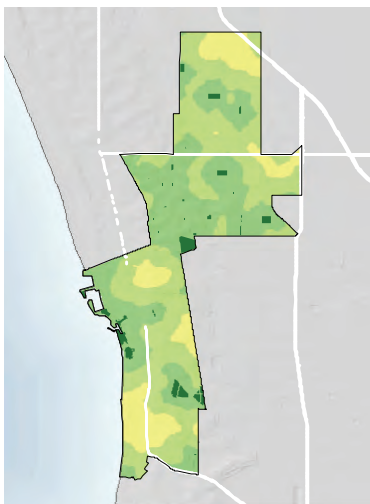
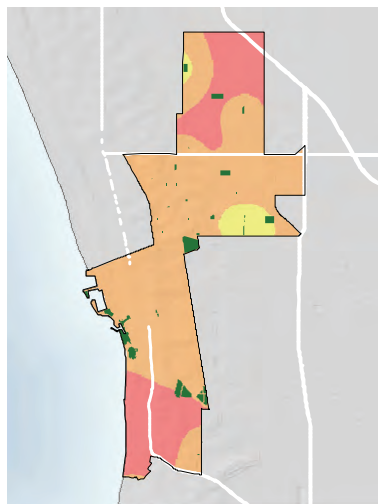
PARK ACRE NEED

+

DISTANCE TO PARKS

+

POPULATION DENSITY



= PARK NEED

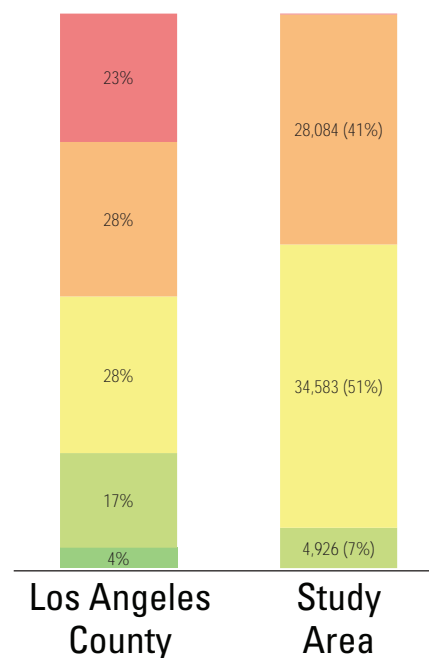
*Calculated using the following weighting: (20% x Park Acre Need) + (20% x Distance to Parks) + (60% x Population Density)



PARK NEED CATEGORY

- Very High
- High
- Moderate
- Low
- Very Low
- No Population
- Area within 1/2 mile walk of a park

HOW MANY PEOPLE NEED PARKS?



AMENITY QUANTITIES AND CONDITIONS

| Park Name | Condition | General Infrastructure Condition | Open Lawn/ Turf Area | Amenities | | | | | | | | | | | | | | | | |
|------------------|-----------|----------------------------------|----------------------|---------------|-------------------|-----------------|---------------|---------------------|---------------|-------------|-----------------|-------------|----------------|-------------|-----------|------------|-----------------------|----------------|-----------|-------|
| | | | | Tennis Courts | Basketball Courts | Baseball Fields | Soccer Fields | Multipurpose Fields | Fitness Zones | Skate Parks | Picnic Shelters | Playgrounds | Swimming Pools | Splash Pads | Dog Parks | Gymnasiums | Community/Rec Centers | Senior Centers | Restrooms | Total |
| Alta Vista Park | Good | | | 8 | | 3 | | | | | | 1 | | | | | | | | 12 |
| | Fair | | | | | | | 1 | | | | | | | | | 1 | | | 2 |
| | Poor | | | | | | 1 | | | | | | 1 | | | | | | 1 | 3 |
| Anderson Park | Good | | | 2 | | | | | | | | 2 | 2 | | | | | | | 6 |
| | Fair | | | | | 2 | | | | | | | | | | | | | | 2 |
| | Poor | | | | 1 | | | 1 | | | | | | | | | | 1 | 1 | 4 |
| Andrews Park | Good | | | | | | | | | | | | 1 | | | | | | | 1 |
| | Fair | | | | | | | 1 | | | | | | | | | | | | 1 |
| | Poor | | | | | | | | | | 1 | | | | | | | | | 1 |
| Aviation Park | Good | | | | | | | | | | | | | | | | | | | 0 |
| | Fair | | | | | | 1 | | | | | | | | | 1 | | | 1 | 3 |
| | Poor | | | | | | | | 1 | | | | 1 | | | | | | | 2 |
| Beverly Parkette | Good | | | | | | | | | | | | | | | | | | | 0 |
| | Fair | | | | | | | | | | | | 1 | | | | | | | 1 |
| | Poor | | | | | | | | | | | | | | | | | | | 0 |
| Czuleger Park | Good | | | | | | | | | | | | | | | | | | | 0 |
| | Fair | | | | | | | | | | | | | | | | | | | 0 |
| | Poor | | | | | | | | | | | | | | | | | | | 0 |

AMENITY CONDITIONS SUMMARY



Alta Vista Park



Anderson Park



Andrews Park



Aviation Park



Beverly Parkette

AMENITY QUANTITIES AND CONDITIONS

| Park Name | Condition | General Infrastructure Condition | Open Lawn/ Turf Area | Amenities | | | | | | | | | | | | | | | | |
|-------------------|-----------|----------------------------------|----------------------|---------------|-------------------|-----------------|---------------|---------------------|---------------|-------------|-----------------|-------------|----------------|-------------|-----------|------------|-----------------------|----------------|-----------|-------|
| | | | | Tennis Courts | Basketball Courts | Baseball Fields | Soccer Fields | Multipurpose Fields | Fitness Zones | Skate Parks | Picnic Shelters | Playgrounds | Swimming Pools | Splash Pads | Dog Parks | Gymnasiums | Community/Rec Centers | Senior Centers | Restrooms | Total |
| Dale Page Park | Good | | | | | | | | | | | | | | | | | | | 0 |
| | Fair | | | | 1 | | | | | | | 1 | | | | | | | | 2 |
| | Poor | | | | 1 | | | | | | | | | | | | 1 | | | 2 |
| Dominguez Park | Good | | | | | 2 | | | | | | | | | | | | | 1 | 3 |
| | Fair | | | | | | | | | | | | | | | | | | | 0 |
| | Poor | | | | | | | 2 | | | 1 | 2 | | | | | | | | 5 |
| Ensenada Parkette | Good | | | | | | | | | | | | | | | | | | | 0 |
| | Fair | | | | | | | | | | | | | | | | | | | 0 |
| | Poor | | | | | | | | | | | | | | | | | | | 0 |
| Ford Parkette | Good | | | | | | | | | | | | | | | | | | | 0 |
| | Fair | | | | | | | | | | | | | | | | | | | 0 |
| | Poor | | | | | | | | | | | 1 | | | | | | | | 1 |
| Franklin Park | Good | | | | | | | | | | | | | | | | | | | 0 |
| | Fair | | | | | | | | | | | | | | | | | | | 0 |
| | Poor | | | | 1 | | | | | | 3 | 1 | | | | | | 1 | | 6 |
| Fulton Playfield | Good | | | | | | | 1 | | | | | | | | | | | | 1 |
| | Fair | | | | | | | | | | | | | | | | | | | 0 |
| | Poor | | | | | | | | | | | | | | | | | | | 0 |

AMENITY CONDITIONS SUMMARY



Dale Page Park



Dominguez Park



Ford Parkette



Franklin Park

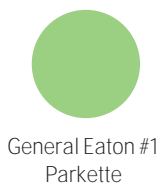


Fulton Playfield

AMENITY QUANTITIES AND CONDITIONS

| Park Name | Condition | General Infrastructure Condition | Open Lawn/ Turf Area | Amenities | | | | | | | | | | | | | | | | |
|---------------------------|-----------|----------------------------------|----------------------|---------------|-------------------|-----------------|---------------|---------------------|---------------|-------------|-----------------|-------------|----------------|-------------|-----------|------------|-----------------------|----------------|-----------|-------|
| | | | | Tennis Courts | Basketball Courts | Baseball Fields | Soccer Fields | Multipurpose Fields | Fitness Zones | Skate Parks | Picnic Shelters | Playgrounds | Swimming Pools | Splash Pads | Dog Parks | Gymnasiums | Community/Rec Centers | Senior Centers | Restrooms | Total |
| General Eaton #1 Parkette | Good | | | | | | | | | | | 1 | | | | | | | 1 | |
| | Fair | | | | | | | | | | | | | | | | | | 0 | |
| | Poor | | | | | | | | | | | | | | | | | | 0 | |
| Gregg Parkette | Good | | | | | | | | | | | | | | | | | | 0 | |
| | Fair | | | | 1 | | | | | | 1 | | | | | | | | 2 | |
| | Poor | | | | | | | | | | | | | | | | | | 0 | |
| King Harbor OS | Good | | | | | | | | | | 1 | | | | | | | 1 | 2 | |
| | Fair | | | | | | | | | | | 1 | | | | | | | 1 | |
| | Poor | | | | | | | | | | | | | | | | | | 0 | |
| La Paz Parkette | Good | | | | | | | | | | | 1 | | | | | | | 1 | |
| | Fair | | | | | | | | | | | | | | | | | | 0 | |
| | Poor | | | | | | | | | | | | | | | | | | 0 | |
| Lilienthal Park | Good | | | | | | | | | | | | | | | | | | 0 | |
| | Fair | | | | | | | | | | | | | | | | | | 0 | |
| | Poor | | | | | | | 1 | | | | 1 | | | | | | 1 | 3 | |
| Massena Parkette | Good | | | | | | | | | | | 1 | | | | | | | 1 | |
| | Fair | | | | | | | | | | | | | | | | | | 0 | |
| | Poor | | | | | | | | | | | | | | | | | | 0 | |

AMENITY CONDITIONS SUMMARY



AMENITY QUANTITIES AND CONDITIONS

| Park Name | Condition | General Infrastructure Condition | Open Lawn/ Turf Area | Amenities | | | | | | | | | | | | | | | | | |
|-------------------------|-----------|----------------------------------|----------------------|---------------|-------------------|-----------------|---------------|---------------------|---------------|-------------|-----------------|-------------|----------------|-------------|-----------|------------|-----------------------|----------------|-----------|-------|--|
| | | | | Tennis Courts | Basketball Courts | Baseball Fields | Soccer Fields | Multipurpose Fields | Fitness Zones | Skate Parks | Picnic Shelters | Playgrounds | Swimming Pools | Splash Pads | Dog Parks | Gymnasiums | Community/Rec Centers | Senior Centers | Restrooms | Total | |
| Mathews Parkette | Good | | | | | | | | | | | | | | | | | | | 0 | |
| | Fair | | | | | | | | | | | | | | | | | | | 0 | |
| | Poor | | | | | | | | | | 1 | 1 | | | | | | | | 2 | |
| McNeill Parkette | Good | | | | | | | | | | | | | | | | | | | 0 | |
| | Fair | | | | | | | | | | | | | | | | | | | 0 | |
| | Poor | | | | | | | | | | | | | | | | | | | 0 | |
| Moonstone Park | Good | | | | | | | | | | | | | | | | | | | 0 | |
| | Fair | | | | | | | | | | | | | | | | | | | 0 | |
| | Poor | | | | | | | 1 | | | | | | | | | | | | 1 | |
| Perry Allison Playfield | Good | | | | | | | | | | | | | | | | | | | 0 | |
| | Fair | | | | | | | | | | | | | | | | | | | 0 | |
| | Poor | | | | | | | 1 | | | | | | | | | | | | 1 | |
| Perry Park | Good | | | 2 | 2 | | | | | | | | | | | | | | | 4 | |
| | Fair | | | | | | | | | | | 1 | | | | 1 | | | | 2 | |
| | Poor | | | | | | | | | | | | | | | | 1 | 1 | | 2 | |
| Redondo Beach Pier | Good | | | | | | | | | | | | | | | | | | | 0 | |
| | Fair | | | | | | | | | | | | | | | | | | | 0 | |
| | Poor | | | | | | | | | | | | | | | | | | | 0 | |

AMENITY CONDITIONS SUMMARY



Mathews Parkette



Moonstone Park



Perry Allison Playfield



Perry Park

AMENITY QUANTITIES AND CONDITIONS

| Park Name | Condition | General Infrastructure Condition | Open Lawn/ Turf Area | Amenities | | | | | | | | | | | | | | | | |
|-------------------|-----------|----------------------------------|----------------------|---------------|-------------------|-----------------|---------------|---------------------|---------------|-------------|-----------------|-------------|----------------|-------------|-----------|------------|-----------------------|----------------|-----------|-------|
| | | | | Tennis Courts | Basketball Courts | Baseball Fields | Soccer Fields | Multipurpose Fields | Fitness Zones | Skate Parks | Picnic Shelters | Playgrounds | Swimming Pools | Splash Pads | Dog Parks | Gymnasiums | Community/Rec Centers | Senior Centers | Restrooms | Total |
| Sneary Parkette | Good | | | | | | | | | | | | | | | | | | 0 | |
| | Fair | | | | | | | | | | | 1 | | | | | | | 1 | |
| | Poor | | | | | | | | | | | | | | | | | | 0 | |
| Townsend Parkette | Good | | | | | | | | | | | 1 | | | | | | | 1 | |
| | Fair | | | | | | | | | | | | | | | | | | 0 | |
| | Poor | | | | | | | | | | | | | | | | | | 0 | |
| Veterans Park | Good | | | | | | | | | | | | | | | 1 | | | 1 | |
| | Fair | | | | | | | 1 | | | | | | | | | 1 | 1 | 3 | |
| | Poor | | | | | | | | | | | 2 | | | | | | | 2 | |
| Vincent Park | Good | | | | | | | | | | | | | | | | | | 0 | |
| | Fair | | | | | | | | | | | 1 | | | | | | | 1 | |
| | Poor | | | | | | | | | | | | | | | | | | 0 | |
| Totals: | Good | | | 10 | 2 | 7 | 0 | 1 | 0 | 0 | 4 | 7 | 0 | 0 | 0 | 0 | 1 | 0 | 2 | 34 |
| | Fair | | | 0 | 2 | 2 | 1 | 3 | 0 | 0 | 0 | 7 | 0 | 0 | 0 | 1 | 2 | 1 | 2 | 21 |
| | Poor | | | 0 | 3 | 0 | 1 | 4 | 3 | 0 | 6 | 10 | 0 | 0 | 0 | 0 | 0 | 3 | 5 | 35 |

AMENITY CONDITIONS SUMMARY



Sneary Parkette



Townsend Parkette



Veterans Park



Vincent Park

Miles of trails inside parks: 1.5

Miles of trails outside of parks: 3

PARK NEEDS FRAMEWORK: COUNTYWIDE ASSESSMENT OF NEED

The results of the analysis of the park metrics were used to determine an overall park need level for each Study Area. Please refer to Section 3.0 Park Needs Framework of the main report for additional information.

City of Redondo Beach (#186) has a moderate park need.

